



# High Static Innovative Ducted Mini Split Solution

## Submittal Data: UMAT42HP230V1BD

42000 BTUH Slim Duct Heat Pump System

Job Name	Location	Date
Purchaser	Engineer	
Submitted To	For <input type="checkbox"/> Reference <input type="checkbox"/> Approval <input type="checkbox"/> Construction	
Unit Designation	Schedule No.	

### GENERAL FEATURES

- Multi-Speed Fan
- High External Static Pressure Capability
- Return Air From Rear or Bottom
- Internal Condensate Drain Pump
- Sentry Condensate Overflow Protection
- XK60 Wired Remote Controller
- Acrylic Resin/Anti-Corrosion Fin Coating
- 5 yr. Limited Compressor & Parts Warranty (Residential Only)



AHRI Certified Ref No: [203372381](#)

### System Ratings

#### Cooling

Rated Capacity	41000 BTU/H
Capacity Range	12000-42500 BTU/H
Power Input (Max)	4800 W
SEER	16.0
EER	10.3

#### Heating at 47° F

Rated Capacity	47000 BTU/H
Capacity Range	13000-52500 BTU/H
Power Input (Max)	5000 W
HSPF	9.0
COP	3.2

#### Heating at 17° F

Rated Capacity	28600 BTU/H
----------------	-------------

#### Operating Range

Cooling	(Max)	115°F (48°C)
	(Min)	0°F (-18°C)
Heating	(Max)	75°F (24°C)
	(Min)	0°F (-18°C)

#### Refrigerant Piping Data

Gas Pipe Size (OD)	5/8-in
Liquid Pipe Size (OD)	3/8-in
Connection Method	Flared
Factory Charge	131 oz
Additional Charge	0.6 oz/ft
Pre-Charge Length	25-ft
MAX Refrigerant Pipe Length	230-ft
MIN Refrigerant Pipe Length	10-ft
MAX Refrigerant Pipe Elevation	49-ft

### Indoor Unit Data

<b>Fan Motors</b>	Output Power	559 W
	FLA	4 A
<b>Airflow - Nominal</b>		
	Cooling Wet	1300 CFM
	Heating Dry	1300 CFM
<b>Sound Pressure Level</b>		
	Cooling (H/M/L)	46/45/44 dB(A)
	Heating (H/M/L)	46/45/44 dB(A)
<b>Dehumidification</b>		1.42 pt/hr
<b>Condensate Drain Lift (Height)</b>		33-in
<b>Power Supply</b>		
	Normal Operational Voltage	208/230 V, 1 Phase, 60 Hz
	Voltage Range	187 - 253 V
	Interconnecting Wire Size	18-2 AWG / 300V THHN
	MCA	5 A
	MOCP/Breaker Size	15 A

### Outdoor Unit Data

<b>Compressor</b>		DC Inverter Driven Rotary
	RLA	32.5 A
<b>Refrigerant Type</b>		R410A
<b>Fan Motor</b>	Output Power	2 x 1/6 HP
	FLA	2 x 2.0 A
<b>Sound Pressure Level</b>		
	Cooling/Heating	59/59 dB(A)
	Main Supply Wire Size	8 AWG
<b>Power Supply</b>		
	Normal Operational Voltage	208/230 V, 1 Phase, 60 Hz
	Voltage Range	187 - 253 V
	Main Supply Wire Size	8 AWG
	MCA	45 A
	MOCP/Breaker Size	70 A

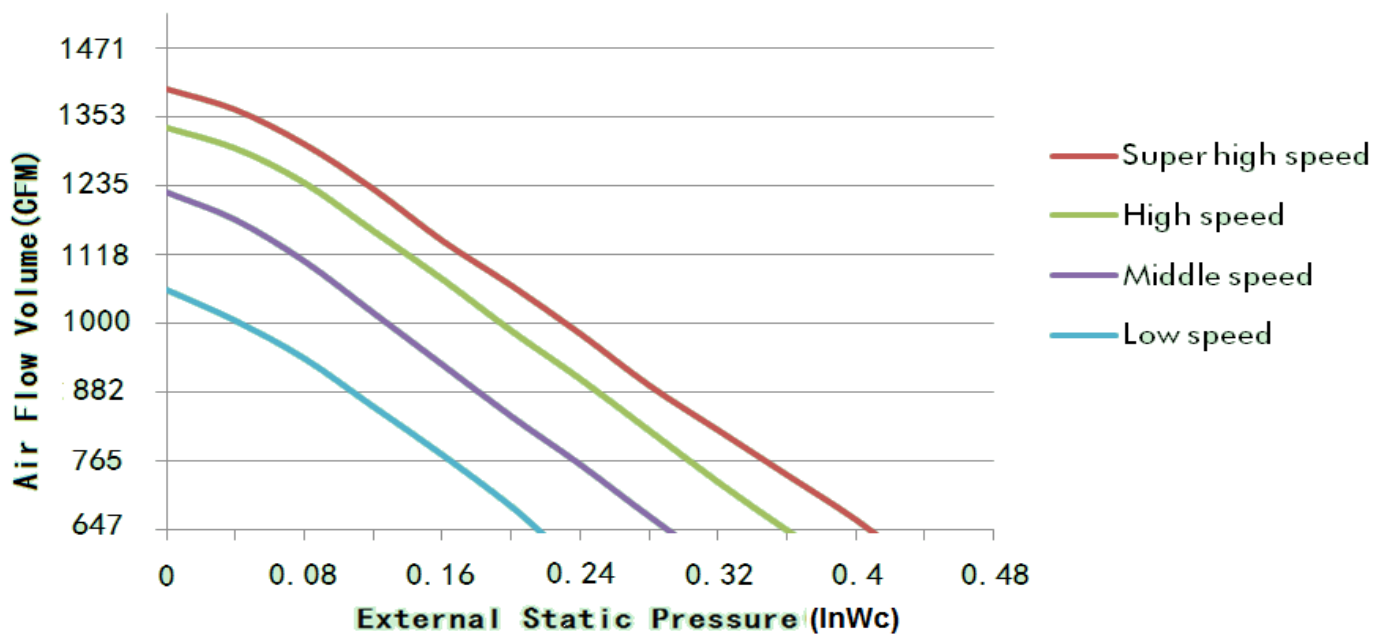


© Gree Corporation 2019	
Inverter Type	G10
Ultra Low Frequency Torque Control	YES
Power Factor Correction	YES
Compressor Type	Rotary
Refrigerant Type	R410A
Electronic Expansion Valve (EEV)	YES
Basepan With Electric Heater	YES
Compressor With Electric Heater	NO
Outdoor Fin Coating (Blue)	Acrylic Resin
Intelligent Defrosting	YES
Intelligent Preheating	YES
Low Voltage Startup	YES
Memory/Power Failure Recovery	YES
Self Diagnosis	YES
Low Ambient Cooling	YES
Internal Condensate Pump	YES
XK60 Wired Controller Interface	YES
Wi-Fi Interface	NO
Indoor Fan Type	Centrifugal
Multi Fan Speeds	3 Speeds
LED Display Indoor Unit	NO
Advance Filter	NO
Auxiliary Electrical Heater	NO
Ventilation (Outdoor Air)	Optional

WIRED CONTROLLER FUNCTIONS	
Auto Mode	YES
Auto Fan	YES
Auto Swing (Continuous Sweep)	NO
Adjustable Swing Louvers (5 pos.)	NO
Clock on Remote Controller	YES
Dry Mode	YES
Dry Anti-Mildew (X-Fan) Mode	YES
Energy Saving Mode	NO
Dirty Filter Alert	NO
I Feel Function	YES
Lock on Wired Controller	YES
Quiet Mode	NO
Room Temperature Display (5 sec.)	YES
Sleep Mode	YES
Timer Mode	YES
Turbo Mode	YES
Display On/Off Control	NO
Freeze Guard Mode	YES

### FAN PERFORMANCE CURVES

Rated External Static Pressure - .2 InWc  
 External Static Pressure Range- 0 - .8 InWc

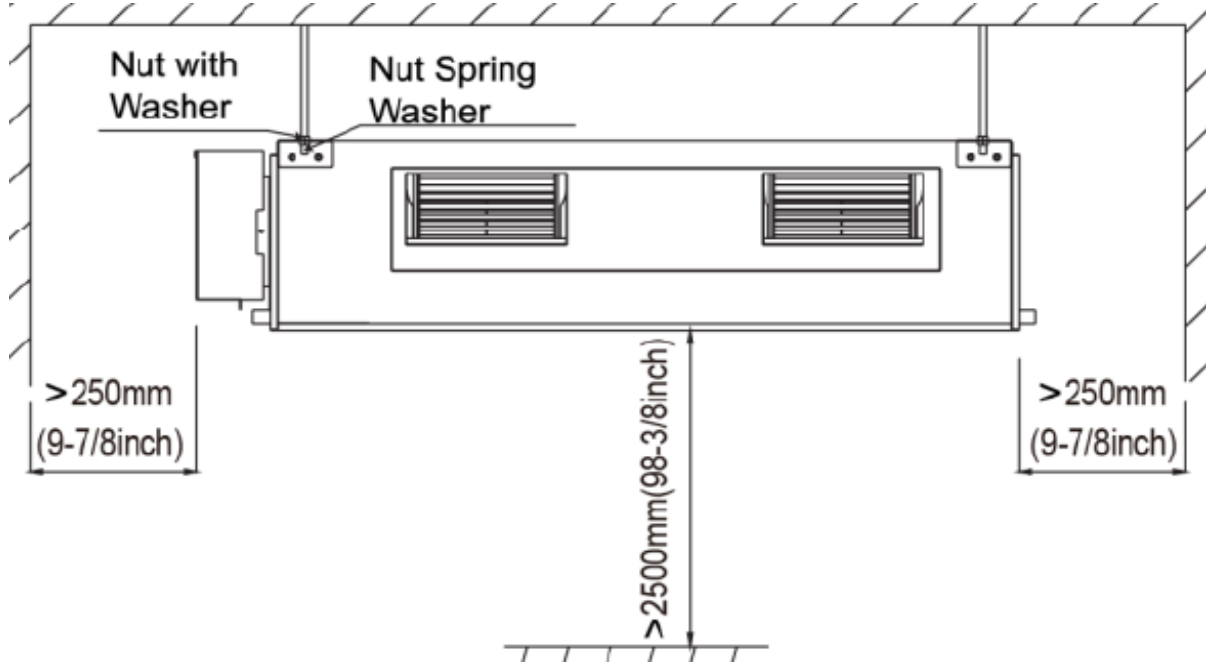


**Note:** During installation there are 9 dip switches in the control box used set static pressure from 0" to .8". You can select P01, P02, P03, P04, P05, P06, P07, P08, P09 in fan mode of indoor fan motor, which means different fan mode combinations are corresponding to different static pressure. Ex-factory defaulted mode is P05. You can set the mode through wired controller. S01, S02, S03.....S12, S13 means the rotation speed of indoor unit is from low to high.

MINIMUM SPACING REQUIREMENTS

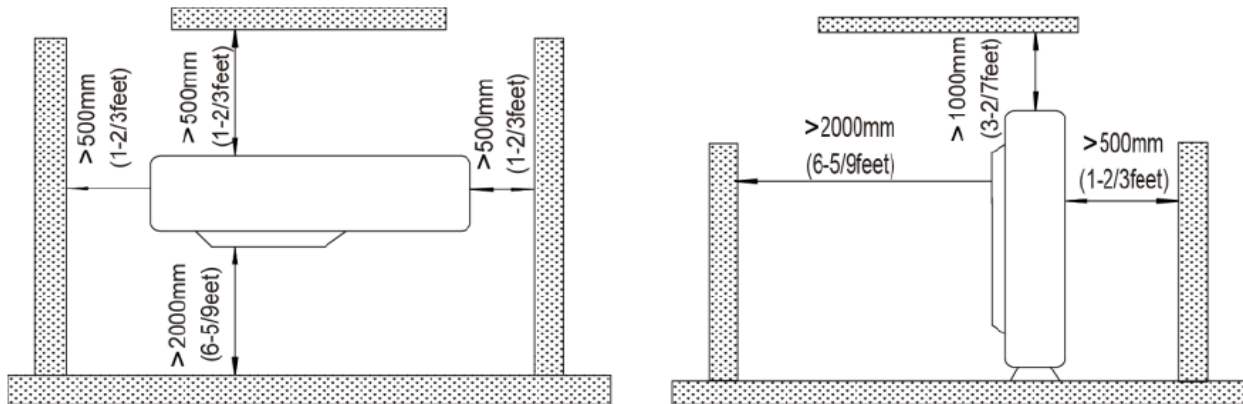
Units: mm(inch)

INDOOR



Units: mm(ft)

OUTDOOR

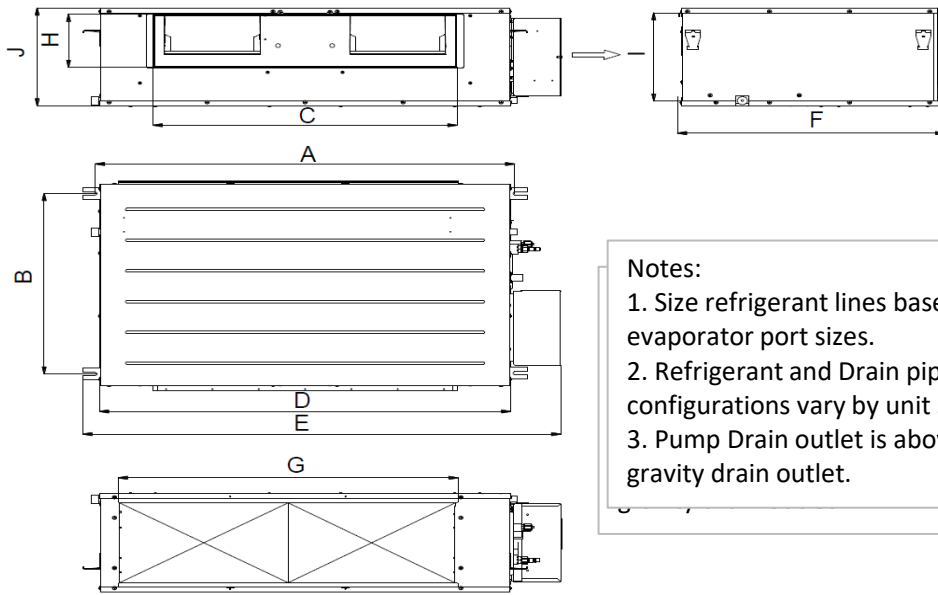


## DIMENSIONAL SPECIFICATIONS

**UMAT42HP230V1BD**

### INDOOR UNIT DIMENSIONS & WEIGHTS

Units: inch (mm)



**Notes:**  
 1. Size refrigerant lines based on evaporator port sizes.  
 2. Refrigerant and Drain pipe configurations vary by unit size.  
 3. Pump Drain outlet is above gravity drain outlet.

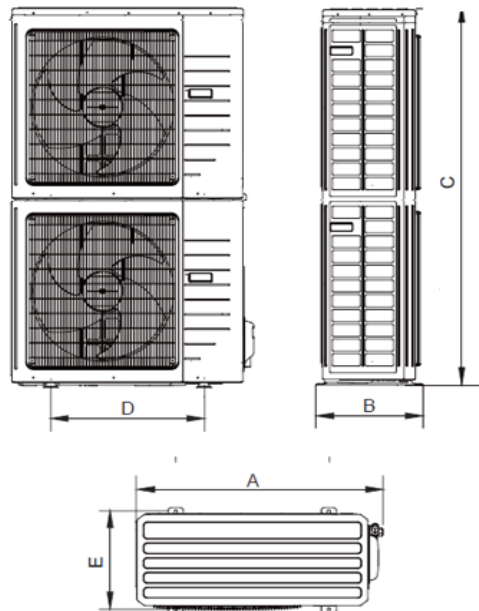
A	46-1/4	(1175)
B	25-3/8	(645)
C	33-1/2	(850)
D	45-1/4	(1150)
E	85-1/4	(1340)
F	29-1/2	(750)
G	38-5/8	(980)
H	7-5/8	(195)
I	9	(230)
J	13-3/4	(350)

Net Weight	137 lbs
Shipping Weight	163 lbs

Liquid Line Valve	3/8-in OD Flared
Gas Line Valve	5/8-in OD Flared
Drain Connector	1 in OD

### OUTDOOR UNIT DIMENSIONS & WEIGHTS

Units: inch (mm)



A	37-3/4	(960)
B	16-1/4	(410)
C	53-1/8	(1350)
D	22-1/2	(570)
E	14-3/4	(375)

Net Weight	236 lbs
Shipping Weight	260 lbs

Liquid Line Valve	3/8-in OD Flared
Gas Line Valve	5/8-in OD Flared

**Notes:**

1. Recommended Communication Wire Type 18-2 AWG Stranded Copper THHN 300V Wire
2. Power wiring size must comply with applicable national and local codes for both ID and OD dedicated circuits.
3. Test conditions are based on AHRI 210/240.

Specifications are subject to change without notice. Manufacturer reserves the right to discontinue or modify specifications or designs without notice or without incurring obligations. All rights reserved.