

**Submittal Data: UMAT30HP230V1AD** 30000 BTUH Slim Duct Heat Pump System

Job Name \_\_\_\_\_ Location \_\_\_\_\_ Date \_\_\_\_\_

Purchaser \_\_\_\_\_ Engineer \_\_\_\_\_

Submitted To \_\_\_\_\_ For  Reference  Approval  Construction

Unit Designation \_\_\_\_\_ Schedule No. \_\_\_\_\_

- GENERAL FEATURES**
- Multi-Speed Fan
  - Medium Static Pressure Capability
  - Return Air From Rear Only
  - Internal Condensate Drain Pump
  - Sentry Condensate Overflow Protection
  - XK60 Wired Remote Controllers
  - Acrylic Resin/Anti-Corrosion Fin Coating
  - 5 yr. Limited Parts & Compressor Warranty (Residential Only)



**System Ratings**

<b>Cooling</b>		
Rated Capacity		28200 BTU/H
Capacity Range		8200-29600 BTU/H
Power Input (Max)		3700 W
SEER		16.0
EER		8.6
<b>Heating at 47° F</b>		
Rated Capacity		31200 BTU/H
Capacity Range		8200-33600 BTU/H
Power Input (Max)		3500 W
HSPF		9.0
COP		3.0
<b>Heating at 17° F</b>		
Rated Capacity		16700 BTU/H
<b>Operating Range</b>		
Cooling	(Max)	118°F (48°C)
	(Min)	0°F (-18°C)
Heating	(Max)	75°F (24°C)
	(Min)	0°F (-18°C)
<b>Refrigerant Piping Data</b>		
Gas Pipe Size (OD)		5/8-in
Liquid Pipe Size (OD)		3/8-in
Connection Method		Flared
Factory Charge		84.8 oz
Additional Charge		0.6 oz/ft
Pre-Charge Length		25-ft
MAX Refrigerant Pipe Length		164-ft
MIN Refrigerant Pipe Length		10-ft
MAX Refrigerant Pipe Elevation		49-ft

**Indoor Unit Data**

<b>Fan Motor</b>	Output Power	149 A
	FLA	1.3A
<b>Airflow</b>		
	Cooling Wet (Lo/Hi)	587/820 CFM
	Heating Dry (Lo/Hi)	587/820 CFM
<b>Sound Level</b>		
	Cooling (Min/Max)	40/46 dB(A)
	Heating (Min/Max)	40/46 dB(A)
<b>Dehumidification</b>		1.04 pt/hr
<b>Condensate Drain Lift (Height)</b>		33-in
<b>Power Supply (Dedicated Circuit: Size Per Local Code)</b>		
	Normal Operational Voltage	208/230 V, 1 Phase, 60 Hz
	Voltage Range	187 - 253 V
	MCA	2.0A
	MOCP/Breaker Size	15A
<b>Communication Wire Size</b>		18-2 AWG / 300V THHN

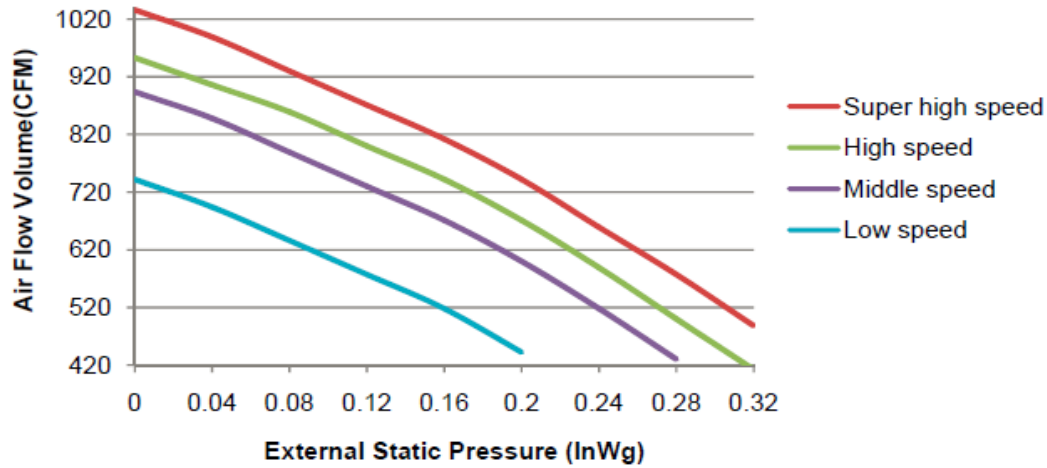
**Outdoor Unit Data**

<b>Compressor</b>		DC Inverter Driven Rotary
	RLA	18.0 A
<b>Refrigerant Type</b>		R410A
<b>Fan Motor</b>	Output Power	1/6HP
	FLA	1.5 A
<b>Sound Level</b>		
	Cooling/Heating	58/58 dB(A)
<b>Power Supply (Dedicated Circuit)</b>		
	Normal Operational Voltage	208/230 V, 1 Phase, 60 Hz
	Voltage Range	187 - 253 V
	Main Supply Wire Size	10 AWG
	MCA	23.4 A
	MOCP/Breaker Size	40 A

SYSTEM FEATURES	
Inverter Type	G10
Ultra Low Frequency Torque Control	YES
Power Factor Correction	YES
Compressor Type	Rotary
Refrigerant Type	R410A
Basepan With Electric Heater	YES
Compressor With Electric Heater	NO
Outdoor Fin Coating	Acrylic Resin
Intelligent Defrosting	YES
Intelligent Preheating	YES
Low Voltage Startup	YES
Memory/Power Failure Recovery	YES
Self Diagnosis	YES
Low Ambient Cooling	YES
Internal Condensate Pump	YES
XK60 Wired Controller Interface	YES
Wi-Fi Interface	NO
Indoor Fan Type	Centrifugal
Multi Fan Speeds	3 Speeds
LED Display Indoor Unit	NO
Advance Filter	NO
Auxiliary Electrical Heater	NO
Ventilation (Outdoor Air)	Optional

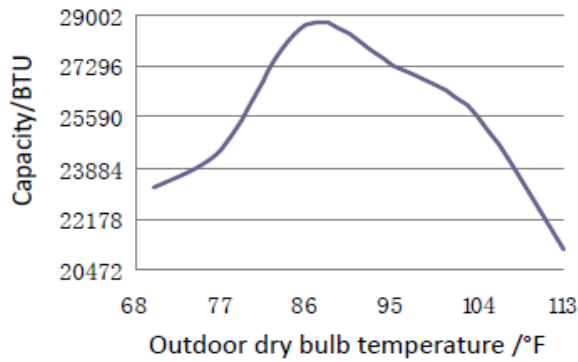
WIRED CONTROLLER FUNCTIONS	
Auto Mode	YES
Auto Fan	YES
Auto Swing (Continuous Sweep)	NO
Adjustable Swing Louvers (5 pos.)	NO
Clock on Remote Controller	YES
Dry Mode	YES
Dry Anti-Mildew (X-Fan) Mode	YES
Energy Saving Mode	NO
Dirty Filter Alert	NO
I Feel Function	YES
Lock on Wired Controller	YES
Quiet Mode	NO
Room Temperature Display (5 sec.)	YES
Sleep Mode	YES
Timer Mode	YES
Turbo Mode	YES
Display On/Off Control	NO
Freeze Guard Mode	YES

**FAN PERFORMANCE CURVES**

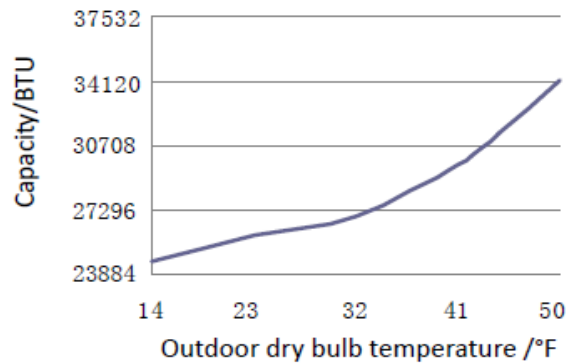


**EXTENDED RATINGS**

**COOLING PERFORMANCE**



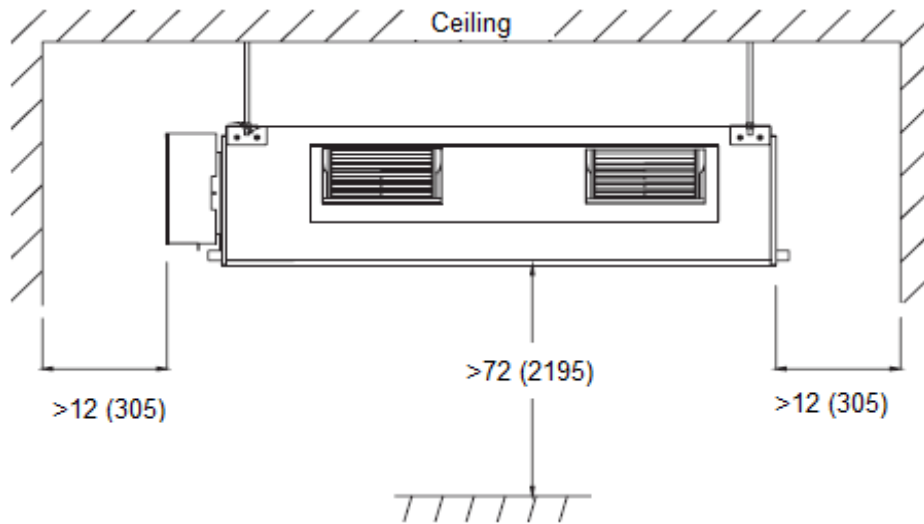
**HEATING PERFORMANCE**



MINIMUM SPACING REQUIREMENTS

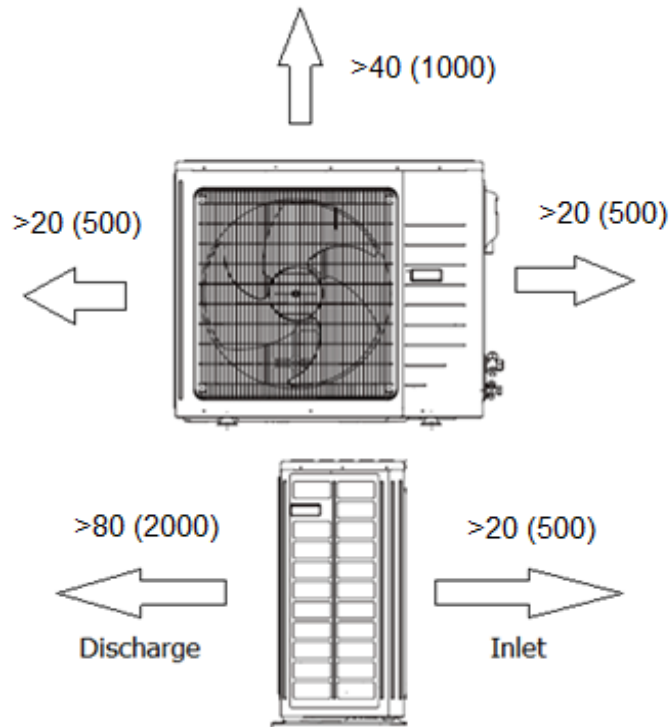
Units: inch (mm)

INDOOR



Units: inch (mm)

OUTDOOR

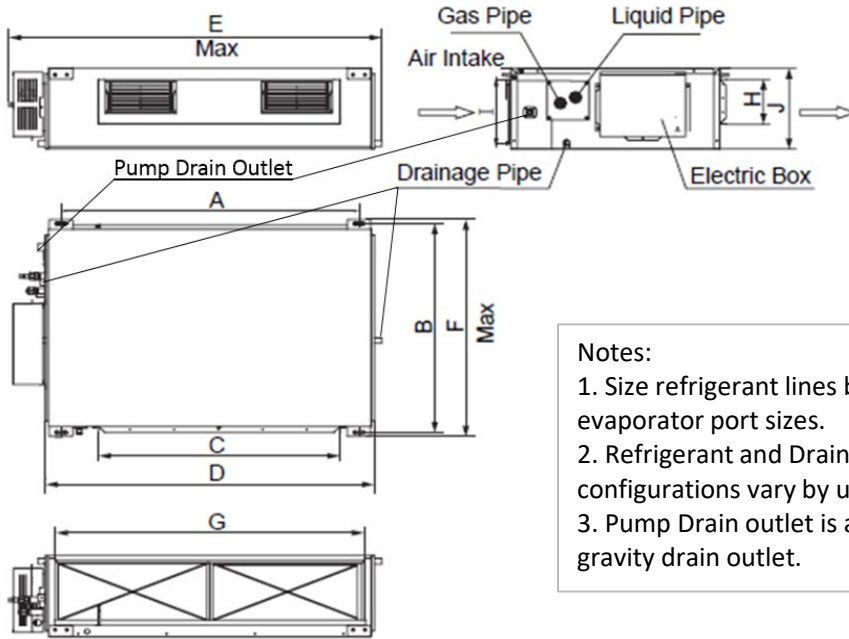


## DIMENSIONAL SPECIFICATIONS

**UMAT30HP230V1AD**

### INDOOR UNIT DIMENSIONS & WEIGHTS

Units: inch (mm)



**Notes:**  
 1. Size refrigerant lines based on evaporator port sizes.  
 2. Refrigerant and Drain pipe configurations vary by unit size.  
 3. Pump Drain outlet is above gravity drain outlet.

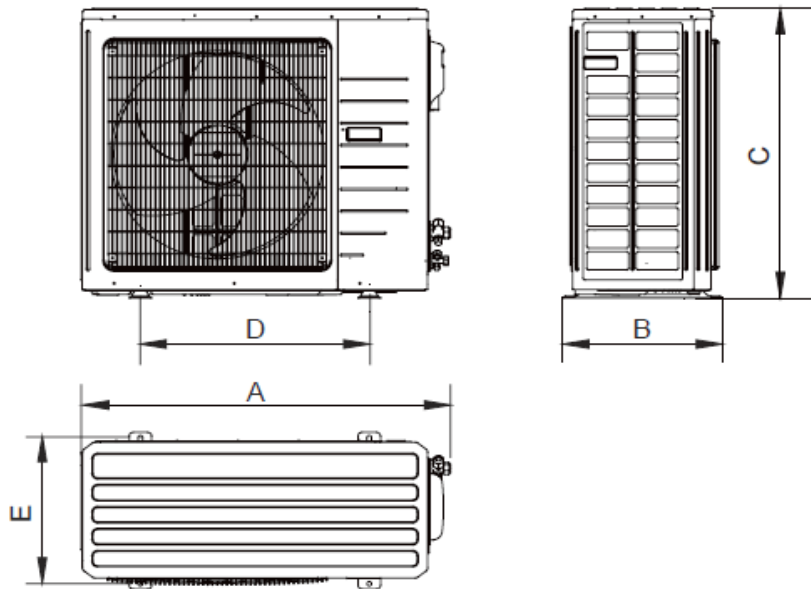
A	43.375	(1101)
B	20.375	(517)
C	32.25	(820)
D	45.625	(1159)
E	50.38	(1279)
F	22.0	(558)
G	39.5	(1002)
H	6.25	(160)
I	9.3	(235)
J	10.5	(268)

Net Weight	77.0 lbs
Shipping Weight	85.8 lbs

Liquid Line Valve	3/8-in OD Flared
Gas Line Valve	5/8-in OD Flared
Drain Connector	13/16 in OD

### OUTDOOR UNIT DIMENSIONS & WEIGHTS

Units: inch (mm)



A	38.625	(980)
B	16.75	(427)
C	31.125	(790)
D	24.0	(610)
E	15.5	(395)

Net Weight	158.4 lbs
Shipping Weight	169.4 lbs

Liquid Line Valve	3/8-in OD Flared
Gas Line Valve	5/8-in OD Flared

**Notes:**

1. Recommended Communication Wire Type 18-2 AWG Stranded Copper THHN 300V Wire
2. Power wiring size must comply with applicable national and local codes for both ID and OD dedicated circuits.
3. Test conditions are based on AHRI 210/240.

Specifications are subject to change without notice. Manufacturer reserves the right to discontinue or modify specifications or designs without notice or without incurring obligations. All rights reserved.