



**For Use with GREE Multi Zone OD Units**  
**MULTI18 Thru MULTI42 Standard and ULTRA SERIES**  
**and Super+ MULTI and Super+ MULTI ULTRA SERIES**

**Submittal Data: SAP09HP230V1AH** 9000 BTU/H (208/230V) Wall Mounted Heat Pump System

Job Name	Location	Date
Purchaser	Engineer	
Submitted To	For <input type="checkbox"/> Reference <input type="checkbox"/> Approval <input type="checkbox"/> Construction	
Unit Designation	Schedule No.	

- GENERAL FEATURES**
- Multi Speed Fan - 7 Speeds
  - Swing Louvers (Vertical and Horizontal)
  - Compact and Quiet Design
  - Wireless Remote with LCD Display
  - WIFI Enabled
  - Wired Controller (Sold Separately) XE71
  - I Feel Function
  - Blue Fin Condenser Coil
  - 5 year Limited Parts Warranty



**System Ratings**

<b>Cooling</b>			
Rated Capacity	Btu/hr	9000	
SEER	SEE MATCHED OUTDOOR UNIT RATINGS		
EER			
<b>Heating at 47° F</b>			
Rated Capacity	Btu/hr	9000	
HSPF	SEE MATCHED OUTDOOR UNIT RATINGS		
COP			
<b>Operating Range</b>			
Cooling	(Max)		
	(Min)	SEE MATCHED OUTDOOR UNIT RATINGS	
Heating	(Max)		
	(Min)		

**Indoor Unit Data**

<b>Fan Motor Type</b>	Cross-Flow		
Output Power	W	60	
FLA	A	0.09	
<b>Fan Type</b>	Crossflow		
<b>Air Filter</b>	Polymeric Mesh		
<b>Airflow</b>			
7 - Fan Speeds	CFM	424/383/353/324/294/265/206	
<b>Sound Pressure Level</b>			
Turbo thru Lo	Clg dB(A)	45/40/38/36/33/31/19	
	Htg dB(A)	45/40/38/36/33/31/19	
<b>Dehumidification</b>			
	Pints/hr	1.69	
<b>Drain Connection</b>	in	5/8	
Left or Right Drain Line Connection-Gravity Fed			

**Refrigerant Piping Data**

<b>Refrigerant</b>	R410A		
Liquid Pipe Size (OD) Flared	in	1/4	
Gas Pipe Size (OD) Flared	in	1/2	
Connection Method	Flared		
Pre-Charge Length			
MAX Refrigerant Pipe Length	SEE MATCHED OUTDOOR UNIT RATINGS		
MIN Refrigerant Pipe Length			
MAX Refrigerant Pipe Elevation			

**Electrical Data**

<b>Power Supply</b> -The indoor unit is powered from the outdoor unit, depending on local code, a disconnect switch may need to be installed to a power supply circuit.			
Normal Operational Voltage	208/230V, 1 Ph, 60 Hz		
Voltage Range	V	187 - 253	
MCA	SEE MATCHED OUTDOOR UNIT		
MOCB/Breaker Size			
<b>Interconnecting Wire Size</b>	AWG	14-4	
Stranded Copper Conductors THHN 600V Wire			



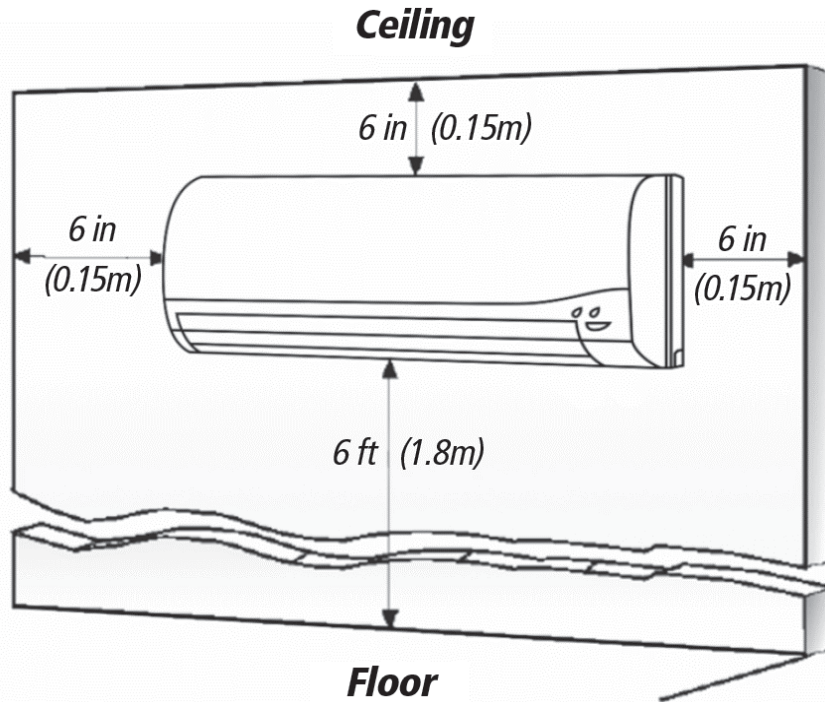
**Features & Function Summary****SAPPHIRE SERIES**

<b>SYSTEM FEATURES</b>	
Indoor Fin Coating (Blue)	Acrylic Resin/Anti-Corrosion
Intelligent Preheating	YES
Low Voltage Startup	YES
Memory/Power Failure Recovery	YES
Self Diagnosis	YES
Wired Controller Interface	YES
WIFI Interface Capable	YES
Indoor Fan Type	Crossflow
Multi Fan Speeds	7 Speeds
Indoor Unit Display	YES
Advance Filter	Optional (see Filter Kits)
Auxiliary Electrical Heater	NO
Ventilation (Outdoor Air)	NO

<b>REMOTE CONTROLLER FUNCTIONS</b>	
Auto Mode	YES
Auto Fan	YES
Auto Swing (Horizontal Auto Swing)	YES
Auto Swing - 180°(Vertical Auto Swing)	YES
Clock on Remote Controller	YES
Dry Mode	YES
Dry Anti-Mildew (X-Fan) Mode	YES
Energy Saving Mode	NO
Dirty Filter Alert	NO
Fan Speed Control (7 speeds)	YES
I Feel Function	YES
Privacy Lock on Remote Controller	YES
Quiet Mode	YES
Room Temperature Display	NO
Sleep Mode	YES
4 Sleep Modes Options	YES
Timer Mode	YES
Turbo Mode	YES
Display On/Off Control	YES
Freeze Guard Mode	NO
Display On/Off Control	YES
Freeze Guard Mode	YES
Power Failure Mode	YES

MINIMUM SPACING REQUIREMENTS

INDOOR

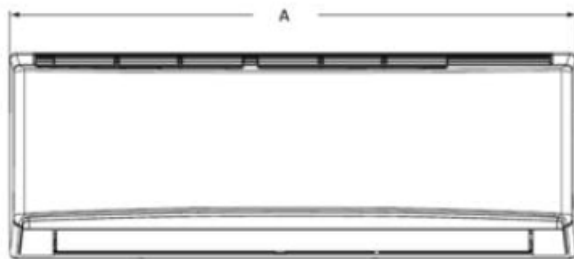


DIMENSIONAL SPECIFICATIONS

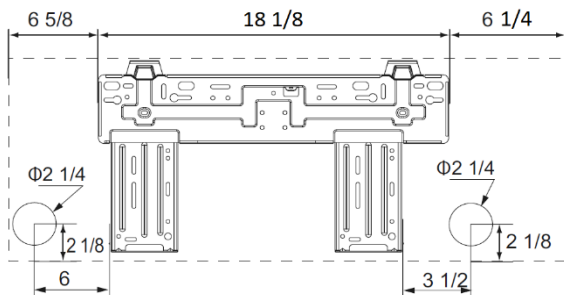
INDOOR UNIT DIMENSIONS

Model No: SAP09HP230V1AH

Units: inch



Dimensions	
A	39 1/2
B	12
C	8 7/8



Weight (Net/Gross) 29 / 35 LBS

Liquid Line Valve	1/4-in OD Flared
Gas Line Valve	1/2-in OD Flared
Drain Connector	5/8-in OD

Notes:

1. Recommended Interconnecting Cable Type 14 AWG 4 Stranded Copper Conductors THHN 600V Wire