

## SUBMITTAL DATA

FLEXX60C / FLEXX60HP230V1AO  
60000 BTU/H A-Coil for Unitary Heat Pump Split System

Job Name

Location

Date

Purchaser

Engineer

Submitted to

For

Unit Designation

Schedule No.



FLEXX60C



FLEXX60HP230V1AO

## GENERAL FEATURES

- AHRI Certificate: 211717300
- High Efficiency DC Inverter Technology
- Compact and Quiet 58 dB(A) Side Discharge Outdoor Unit
- 24VAC Thermostat Compatible
- Zero Lot Line Design
- Match with Competitive Furnace
- Designed for New Construction or Replacement Market
- Low Ambient Cooling down to 5°F (-15°C)
- Low Ambient Heating down to -22°F (-30°C)
- Coil (Outdoor) Copper Tube/Aluminum Fin with Anti-Corrosion Coil Coating (Gold Colored Fin - 1500Hr Salt Spray Rating)
- Coil (Indoor) Copper Tube/Aluminum Fin with Anti-Corrosion Coil Coating (Blue Colored Fin - 500Hr Salt Spray Rating)

## SPECIFICATIONS, FEATURES & FUNCTION SUMMARY

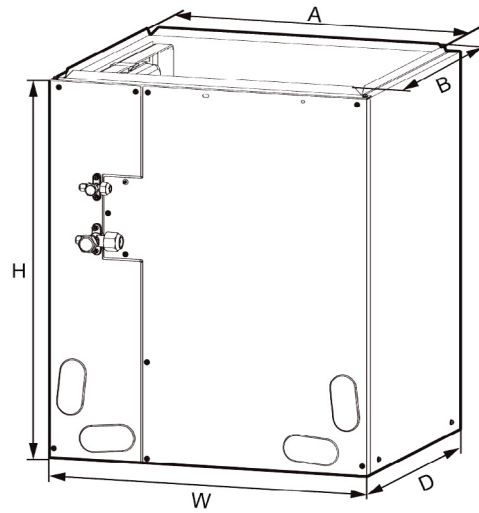
SPECIFICATIONS		FLEXX60C / FLEXX60HP230V1AO		FEATURES & FUNCTIONS SUMMARY		FLEXX60C / FLEXX60HP230V1AO	
System Type		HEAT PUMP					
<b>SYSTEM PERFORMANCE</b>				<b>SYSTEM FEATURES</b>			
Cooling	Min - Max	Btu/h	35000 - 54000	Compressor	Inverter		
	Capacity @95°F	Btu/h	50500	Ultra Low Frequency Torque Control	Yes		
Heating	Min - Max	Btu/h	35000 - 60000	Power Factor Correction	Yes		
	Capacity @5°F	Btu/h	37200	Compressor Type	Rotary		
	Capacity @17°F	Btu/h	35200	Refrigerant Type	R410A		
	Capacity @47°F	W	53000	Outdoor Electronic Expansion Valve (EEV)	Yes		
SEER2			15.2	Indoor TXV Control	Yes		
EER2			9.5	Basepan With Electric Heater	Yes		
HSPF2			8.5	Compressor With Electric Heater	Yes		
COP @5°F			1.8	Fin Coating (Outdoor - Golden & Indoor - Blue)	Acrylic Resin		
COP @47°F			3.5	Intelligent Defrosting	Yes		
Cooling Temperature Range	°F	5 - 129		Intelligent Preheating	Yes		
Heating Temperature Range	°F	-22 - 75		Low Voltage Startup	Yes		
Refrigerant Type	R410A			Memory/Power Failure Recovery	Yes		
<b>INDOOR UNIT</b>		<b>FLEXX60C</b>		Self Diagnosis	Yes		
Dehumidification	pt/hr	12.13		Low Ambient Cooling	Yes		
Condensate Drain Size (OD)	in	3 / 4		24VAC Thermostat Compatible	Yes		
External Dimensions (W x H x D)	in	24-1/2 x 28-1/2 x 21-1/4					
Package Dimension (W x H x D)	in	28-1/8 x 31-5/16 x 27-1/8					
Refrigerant Charge - R410A	oz	8.8					
Net Weight	lbs	94.8					
Gross Weight	lbs	110.2					
<b>OUTDOOR UNIT</b>		<b>FLEXX60HP230V1AO</b>					
Power Supply	VAC	208-230V / 1Ph / 60 Hz					
Sound Pressure Level	dB(A)	58					
Control Voltage	VAC	24					
Rated Current Cooling	A	30					
Rated Current Heating	A	31					
MCA	A	35					
MOCP	A	45					
Recommended Breaker Size	A	40					
External Dimensions (W x H x D)	in	39-3/8 x 53-5/8 x 14-1/2					
Package Dimension (W x H x D)	in	45-7/16 x 59-1/4 x 19-7/16					
Net Weight	lbs	308					
Gross Weight	lbs	337					
Refrigerant Charge - R410A	oz	220.5					
Additional Charge	oz/ft	0.32					
<b>REFRIGERANT PIPING</b>							
Line Set Size (Liquid - Gas) - Flared Connections	in	3/8 - 3/4					
Pre-Charge Length	ft	31					
Additional Charge	oz/ft	0.32					
Pipe Length (Min - Max)	ft	10 - 164					
Max. Pipe Elevation	ft	50					

## DIMENSIONS

### INDOOR UNIT

Unit: inch

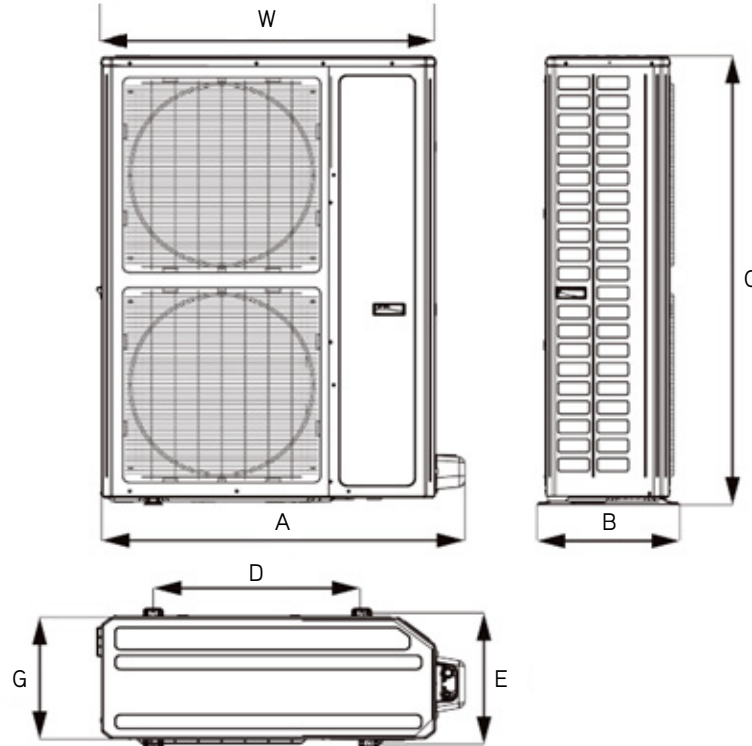
FLEX60C	
DIMENSIONS	
A	22-7/8
B	19-3/8
H	28-1/2
W	24-1/2
D	21-1/4



### OUTDOOR UNIT

Unit: inch

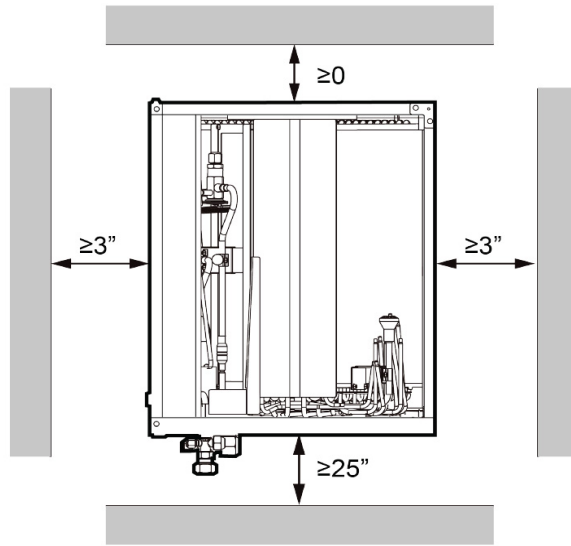
FLEX60HP230V1A0	
DIMENSIONS	
A	42-3/4
B	16-7/8
C	53-5/8
D	24-3/8
E	15-5/8
G	14-1/2
W	39-3/8



# CLEARANCES

## INDOOR UNIT

Minimum clearance



**NOTE:**

When installing the coil, take consideration to minimize the length of refrigerant tubing as much as possible. Do not install the air handler in a location either above or below the condenser that violates the instructions provided with the condenser. Service clearance is to take precedence. Allow a minimum of 25" in front of the unit for service clearance, as shown below.

The drain pan must be at least 2" away from a standard gas-fired furnace heat exchanger and at least 4"-6" away from any drum-type or oil-fired furnace heat exchanger, depending on furnace model. Closer spacing may damage the drain pan and cause a leak.

## OUTDOOR UNIT

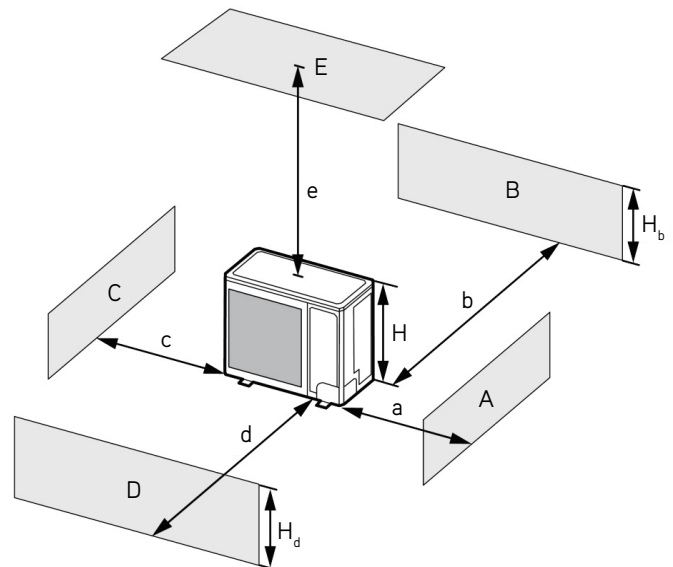
Minimum clearance

**NOTE:**

Install the Outdoor Unit **2 Inches** Above the Expected Snow Line

1. When one outdoor unit is to be installed.

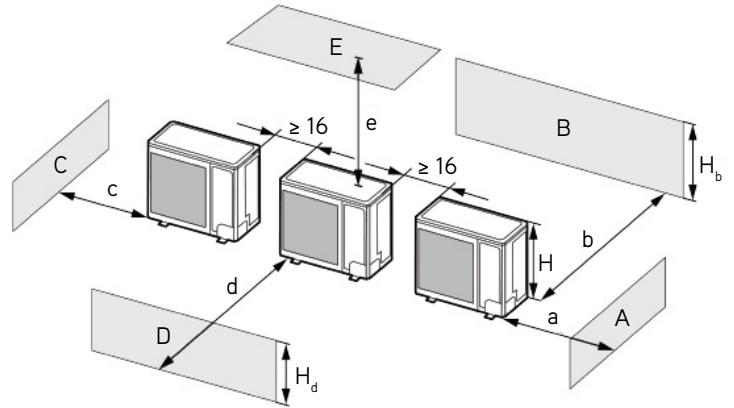
A - E	$H_b$ $H_d$ H		(in)				
			a	b	c	d	e
B	-	-	-	≥ 4	-	-	-
A, B, C	-	-	≥ 12	≥ 4	≥ 4	-	-
B, E	-	-	-	≥ 4	-	-	≥ 40
A, B, C, E	-	-	≥ 12	≥ 6	≥ 6	-	≥ 40
D	-	-	-	-	-	≥ 40	-
D, E	-	-	-	-	-	≥ 40	≥ 40
B, D	$H_b < H_d$	$H_d < H$	-	≥ 4	-	≥ 40	-
	$H_b > H_d$	$H_d > H$	-	≥ 4	-	≥ 40	-
B, D, E	$H_b < H_d$	$H_b \leq 1/2H$	-	≥ 10	-	≥ 80	≥ 40
		$1/2H < H_b \leq H$	-	≥ 10	-	≥ 80	≥ 40
	$H_b > H_d$	$H_b > H$	Prohibited				
		$H_b \leq 1/2H$	-	≥ 4	-	≥ 80	≥ 40
		$1/2H < H_b \leq H$	-	≥ 8	-	≥ 80	≥ 40
	$H_b > H$	Prohibited					



# CLEARANCES

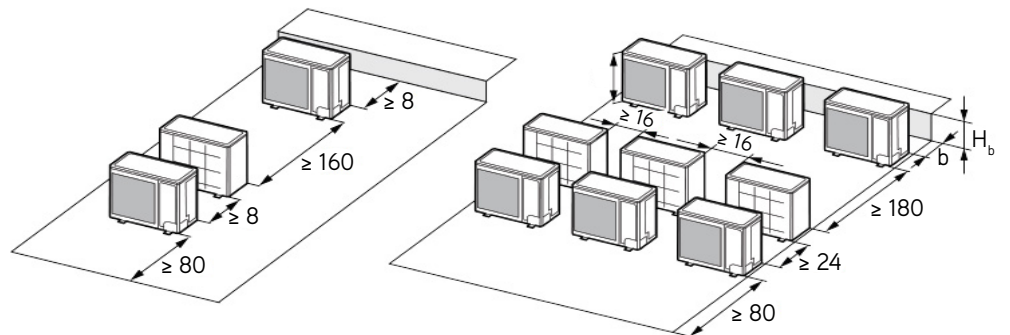
2. When two or more outdoor units are to be installed side by side.

A - E	$H_b$ $H_d$ $H$	(in)				
		a	b	c	d	e
A, B, C	-	$\geq 12$	$\geq 12$	$\geq 40$	-	-
A, B, C, E	-	$\geq 12$	$\geq 12$	$\geq 40$	-	$\geq 40$
D	-	-	-	-	$\geq 80$	-
D, E	-	-	-	-	$\geq 80$	$\geq 40$
B, D	$H_b < H_d$	$H_d > H$	-	$\geq 12$	-	$\geq 80$
	$H_b > H_d$	$H_d \leq 1/2H$	-	$\geq 10$	-	$\geq 80$
B, D, E	$H_b > H_d$	$1/2H < H_d \leq H$	-	$\geq 12$	-	$\geq 100$
		$H_b \leq 1/2H$	-	$\geq 12$	-	$\geq 80$
	$H_b < H_d$	$1/2H < H_b \leq H$	-	$\geq 12$	-	$\geq 100$
		$H_b > H$	Prohibited			
	$H_b > H_d$	$H_d \leq 1/2H$	-	$\geq 10$	-	$\geq 100$
		$1/2H < H_d \leq H$	-	$\geq 12$	-	$\geq 100$
	$H_d > H$	Prohibited				

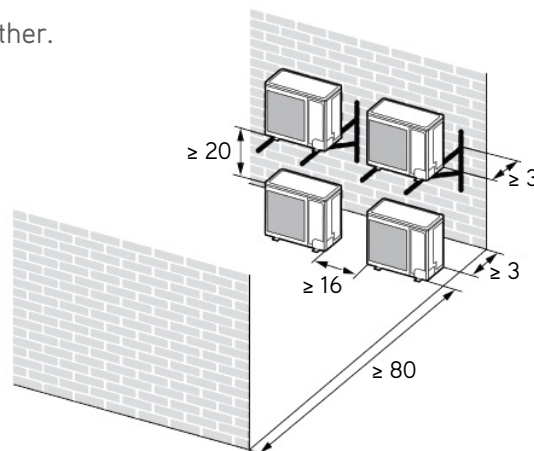


3. When outdoor units are installed in rows.

$H_b$ $H_d$	(in)
$H_b \leq 1/2H$	$b \leq 10$
$1/2H < H_b \leq H$	$b \leq 12$
$H_b > H_d$	Prohibited



4. When outdoor units are installed one above another.



Specifications are subject to change without notice. Manufacturer reserves the right to discontinue or modify specifications or designs without notice or without incurring obligations. All Rights reserved.