




SUBMITTAL DATA

OWC18HP230V1R32AH
18000 BTU/H One Way Cassette Heat Pump System

Job Name	Location	Date
Purchaser	Engineer	
Submitted to	For	
Unit Designation	Schedule No.	
		
YBE1FB5F	OWC18HP230V1R32AH	XE72-44/E

GENERAL FEATURES

- AHRI Certificate: [215417456 \(Vireo R32\)](#), [215417449 \(Envo R32\)](#), [215416022 \(Sapphire R32\)](#)
- High Efficiency DC Inverter Technology
- Compact and Quiet Design
- Multiple Fan Speeds
- Swing Louver Control
- Internal Condensate Drain Pump W/ Sentry Float Switch
- Wireless Remote with LCD Display Included
- XE72-44/E Wired Controller Included
- Low Ambient Cooling and Heating
- (Indoor and Outdoor) Copper Tube / Aluminum Fin
- Blue Colored Fin - 500 Hrs Salt Spray Tested
- New R32 Refrigerant with Refrigerant Sensor

SPECIFICATIONS, FEATURES & FUNCTION SUMMARY

SYSTEM TYPE			HEAT PUMP		
Indoor Model			OWC18HP230V1R32AH		
Outdoor Model			VIR18HP230V1R32AO	ENV18HP230V1R32AO	SAP18HP230V1R32AO
SYSTEM PERFORMANCE					
Cooling Capacity	Min - Max	Btu/h	5,459 - 19,107	5,459 - 19,107	3,753 - 21,300
	Rated Capacity @95°F	Btu/h	18,000	18,000	18,000
Heating Capacity	Min - Max	Btu/h	4,265 - 20,472	4,265 - 20,472	4,947 - 23,540
	Rated Capacity @47°F	Btu/h	18,000	18,000	18,000
	Rated Capacity @17°F	Btu/h	14,700	14,700	15,500
	Rated Capacity @5°F	Btu/h	12,600	12,600	13,500
SEER2			21.5	21.5	23.5
EER2			10.9	10.9	10.90
HSPF2			8.5	8.5	8.7
COP @5°F			1.80	1.80	1.80
Cooling Temperature Range		°F	-20 - 122		
Heating Temperature Range		°F	-22 - 86		
Refrigerant Type			R32		
INDOOR UNIT			OWC18HP230V1R32AH		
Air flow (Min-Max)		CFM	265 - 412		
Sound Pressure Level (Min - Max)		dB(A)	32 - 43		
Dehumidification		pt/hr	3.80		
External Dimensions (L x D x H)		in	38-55/64 x 15-5/32 x 7-1/64		
Package Dimension (L x W x H)		in	51-29/64 x 19-23/32 x 12-13/64		
Net Weight		lbs	44.1		
Gross Weight		lbs	59.5		
CASSETTE GRILLE (REQUIRED)			GREED01		
Grille Dimension (L x D x H)		in	47-1/4 x 18-7/64 x 2-11/64		
Package Dimension (L x W x H)		in	49-51/64 x 21-7/64 x 4-49/64		
Weight (Net / Gross)		lbs	9.26 / 13.23		
OUTDOOR UNIT			VIR18HP230V1R32AO	ENV18HP230V1R32AO	SAP18HP230V1R32AO
Sound Pressure Level		dB(A)	59	59	59
External Dimensions (L x D x H)		in	37-23/32 x 15-53/64 x 25-63/64	37-23/32 x 15-53/64 x 25-63/64	37-23/32 x 15-53/64 x 25-63/64
Package Dimension (L x W x H)		in	40-5/8 x 17-61/64 x 29-1/64	40-5/8 x 17-61/64 x 29-1/64	40-5/8 x 17-61/64 x 29-1/64
Net Weight		lbs	94.8	94.8	94.8
Gross Weight		lbs	104.7	104.7	104.7
REFRIGERANT PIPING					
Refrigerant Charge - R32		oz	40.6	40.6	47.6
Additional Charge		oz/ft	0.2	0.2	0.4
Indoor Piping Connection (Liquid - Gas)*		in	1/4 - 1/2		
Outdoor Piping Connection (Liquid - Gas)		in	1/4 - 1/2	1/4 - 1/2	1/4 - 5/8
Pre-Charge Length		ft	25		
Pipe Length (Min - Max)		ft	10 - 131	10 - 131	10 - 131
Max. Pipe Elevation		ft	82	82	82
ELECTRICAL					
Power Supply			208-230V / 1Ph / 60Hz (Powered by the Outdoor Unit)		
Voltage Range (Min - Max)		VAC	187 - 253		
Rated Current - Cooling		A	11.5	11.5	12.5
Rated Current - Heating		A	11.5	11.5	16
MOCP		A	20	20	25
MCA		A	16	16	23
Main Power Wire Size		AWG	Per Local Code		
Interconnecting Wire Size		AWG	14 / 4		

* Refrigerant piping must be sized by the indoor unit connections. If the outdoor unit connection is a different size from the indoor unit connection, a flare adapter must be purchased separately and installed on the outdoor unit.

FEATURES & FUNCTIONS SUMMARY	
Inverter Type	G20
Ultra Low Frequency Torque Control	Yes
Power Factor Correction	Yes
Compressor Type - Inverter	High Efficiency Rotary
Basepan With Electric Heater	Yes
Indoor & Outdoor Fin Coating (Blue Fin)	Yes
Intelligent Defrosting	Yes
Intelligent Preheating	Yes
Low Voltage Startup	Yes
Memory/Power Failure Recovery	Yes
Self Diagnosis	Yes
Wired Controller Interface	Yes
WiFi Included	No
Indoor Fan Type	Centrifugal
Multi Fan Speeds	4 Speeds
Indoor Unit Display	Yes
Auxiliary Electrical Heater	No
Ventilation (Outdoor Air)	No
REMOTE CONTROLLER FUNCTIONS	
Auto Mode	Yes
Auto Fan	Yes
Auto Swing (Horizontal Auto Swing)	Yes
Auto Swing - 180° (Vertical Auto Swing)	Yes
Clock	Yes
Dry Mode	Yes
Dry Anti-Mildew (X-Fan) Mode	Yes
Energy Saving Mode	Yes
Dirty Filter Alert	No
Fan Speed Control (7 Speeds)	Yes
I Feel Function	No
Privacy Lock	Yes
Quiet Mode	No
Room Temperature Display	No
Sleep Mode	Yes
3 Sleep Mode Options	No
Timer Mode	Yes
Turbo Mode	Yes
Display On/Off Control	Yes
Freeze Guard Mode	Yes
Power Failure Mode	Yes

NOTE:

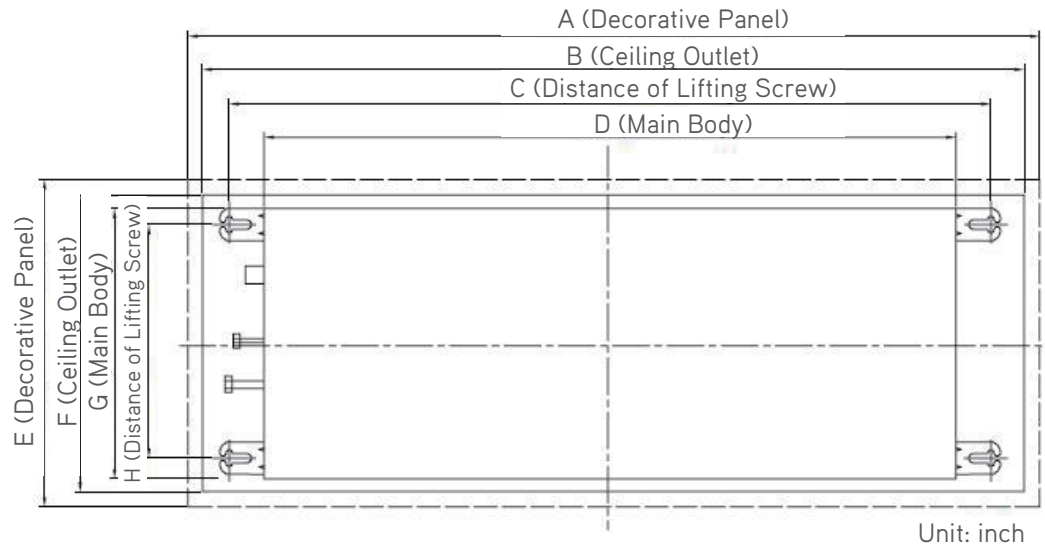
Please check the Multi-zone submittals for Non-Ducted or Mixed Performance table.

DIMENSIONS

INDOOR UNIT

Unit: inch

OWC18HP230V1R32AH	
DIMENSIONS	
A	47-1/4
B	43-57/64
C	40-7/16
D	38-55/64
E	18-7/64
F	16-11/32
G	15-5/32
H	10-9/32



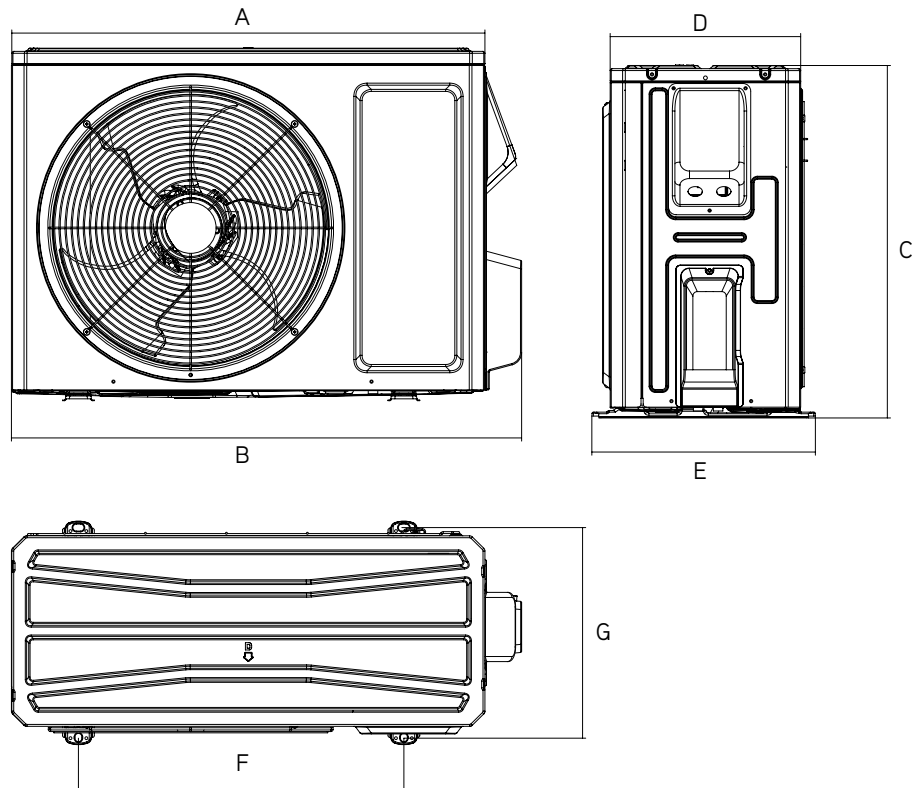
OUTDOOR UNIT

Unit: inch

VIR18HP230V1R32AO	
DIMENSIONS	
A	35
B	37 23/32
C	25 63/64
D	13 25/64
E	15 53/64
F	22 7/16
G	14 39/64

ENV18HP230V1R32AO	
DIMENSIONS	
A	35
B	37 23/32
C	25 63/64
D	13 25/64
E	15 53/64
F	22 7/16
G	14 39/64

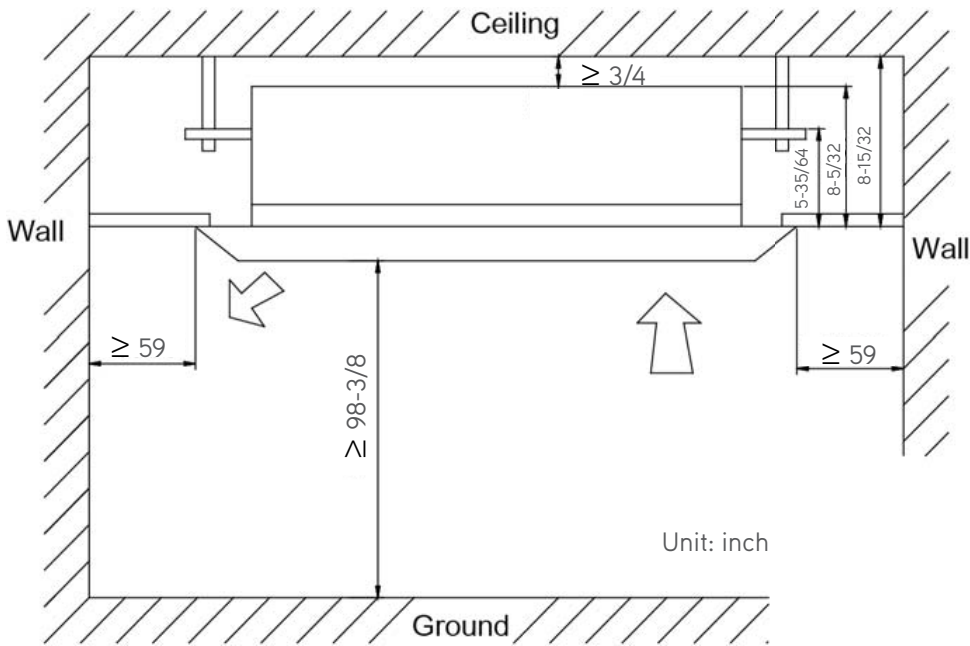
SAP18HP230V1R32AO	
DIMENSIONS	
A	35
B	37 23/32
C	25 63/64
D	13 25/64
E	15 53/64
F	22 7/16
G	14 39/64



CLEARANCES

INDOOR UNIT

Minimum clearance

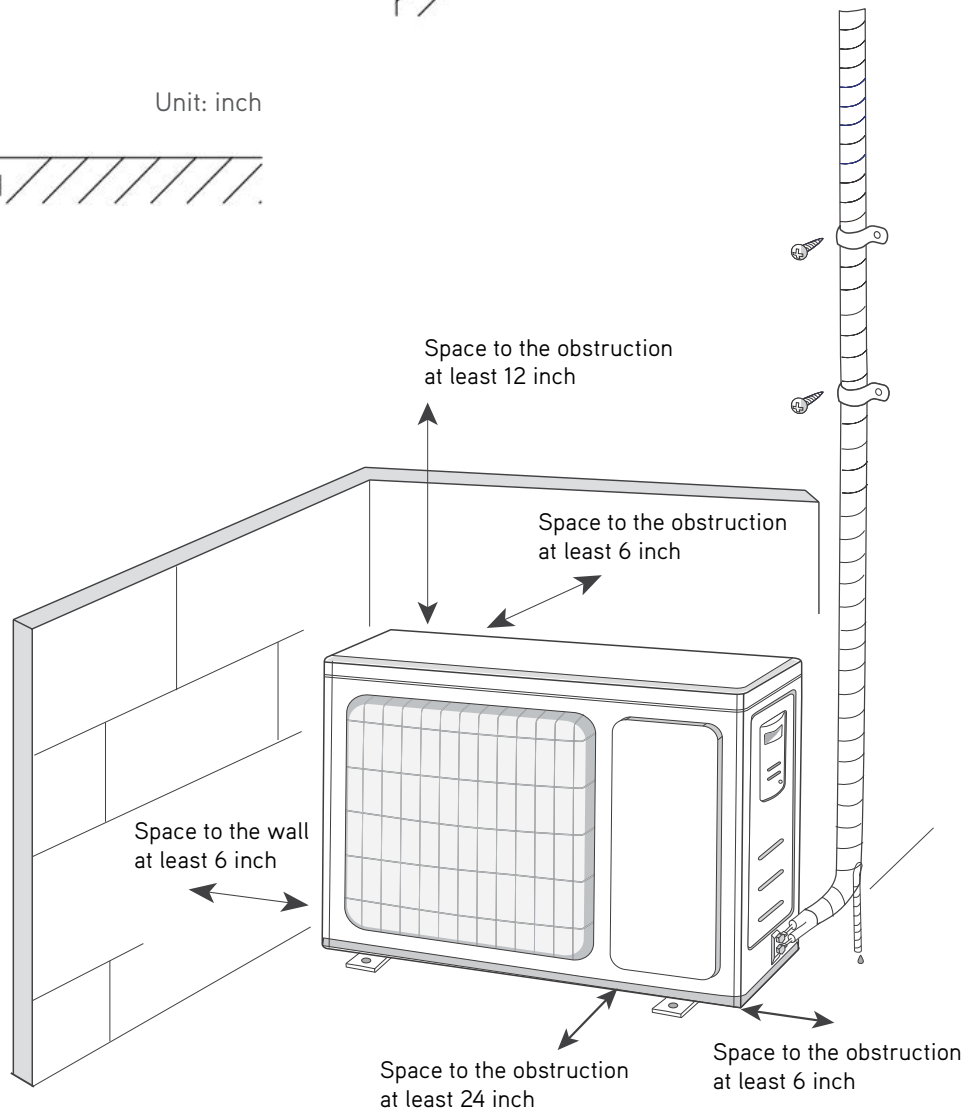


OUTDOOR UNIT

Minimum clearance

A 3D perspective diagram showing an outdoor unit mounted on a bracket. The bracket is attached to a wall, and the unit is positioned such that there is a 3-inch clearance between the back of the unit and the wall. The number '3 inch' is written at the bottom of the diagram.

NOTE:
If bottom of the unit is free of airflow obstructions similar to the mounting bracket figure, the clearance to the wall on the back can be reduced to 3 inches.



Specifications are subject to change without notice. Manufacturer reserves the right to discontinue or modify specifications or designs without notice or without incurring obligations. All Rights reserved.