

# MULTI-ZONE

OUTDOOR UNITS												
Outdoor Model No.	Nominal Capacity (Btu)	Zones	SEER / EER	HSPF / COP	Cooling Range (°F)	Heating Range (°F)	Initial Unit Charge	Max Pipe Length	Max Length to Indoor Unit	Max Lift/Drop OD to ID units	MCA / MCOP	Min AWG
MULTI 21+ (Non-Ducted Values - Check AHRI for Ducted and Mixed Ducted Values)												
MULTI18HP230V1CO	18K	1-2	22 / 12.5	11 / 3.7	0 - 118	-5 - 75	33'	65'	33'	33'	16 / 25	Size Per Local Code
MULTI24HP230V1CO	24K	1-3	21 / 12.5	11 / 3.7	0 - 118	-5 - 75	98'	197'	65'	33'	23 / 30	
MULTI30HP230V1CO	30K	1-4	21 / 12.5	11.5 / 3.7	0 - 118	-5 - 86	131'	230'	82'	49'	20 / 30	
MULTI36HP230V1CO	36K	1-5	21 / 12.5	11.5 / 3.7	0 - 118	-5 - 86	131'	246'	82'	49'	23 / 35	
MULTI42HP230V1CO	42K	1-5	21 / 10.4	10.2 / 3.6	0 - 118	-5 - 86	131'	246'	82'	49'	24 / 40	
SUPER+ MULTI ULTRA FOR EXTREME CONDITIONS & HIGH EFFICIENCY (Non-Ducted Values - Check AHRI for Ducted and Mixed Ducted Values)												
MULTI48HP230V1AO	48K	2-8	16 / 9.6	8 / 3.6	5 - 118	-4 - 75	98'	443'	230'	98'	30 / 50	Size Per Local Code
MULTI56HP230V1AO	56K	2-9	16 / 9.5	8.2 / 3.5	5 - 118	-4 - 75	98'	476'	230'	98'	30 / 50	
MULTI+ ULTRA FOR EXTREME CONDITIONS & HIGH EFFICIENCY (Non-Ducted Values - Check AHRI for Ducted and Mixed Ducted Values)												
MULTI18HP230V1DO	18K	2	23 / 12.5	10.5 / 3.6	0 - 115	-31 - 75	66'	164'	82'	26'	20 / 35	Size Per Local Code
MULTI24HP230V1DO	24K	2-3	23 / 12.5	10.5 / 3.7	0 - 115	-31 - 75	98'	230'	82'	49'	23 / 40	
MULTI36HP230V1DO	36K	2-4	23 / 9	10 / 3.3	0 - 115	-31 - 75	131'	246'	82'	49'	36 / 60	
MULTI42HP230V1DO	42K	2-5	23 / 9	10 / 3.4	0 - 115	-31 - 75	131'	246'	82'	49'	38 / 60	
SUPER+ MULTI ULTRA FOR EXTREME CONDITIONS & HIGH EFFICIENCY (Non-Ducted Values - Check AHRI for Ducted and Mixed Ducted Values)												
MULTI48HP230V1BO	48K	2 - 7	18 / 10	10 / 3.6	50 - 129	-31 - 81	98'	443'	230'	98'	39 / 60	8

INDOOR UNITS												
Indoor Model No.	Nominal Capacity (Btu)	Line Set (Port) Size	Indoor Model No.	Nominal Capacity (Btu)	Line Set (Port) Size	Indoor Model No.	Nominal Capacity (Btu)	Line Set (Port) Size	Indoor Model No.	Nominal Capacity (Btu)	Line Set (Port) Size	E.S.P
LIVO GEN3 <sup>1</sup>			SAPPHIRE			FLOOR/CEILING			SLIM DUCT LOW STATIC			
LIVV09HP230V1AH	9K	1/4 x 3/8	SAP09HP230V1AH	9K	1/4 x 1/2	FLR09HP230V1AF	9K	1/4 x 3/8	DUCT09HP230V1AD	9K	1/4 x 3/8	0.04
LIVV12HP230V1AH	12K	1/4 x 3/8	SAP12HP230V1AH	12K	1/4 x 1/2	FLR12HP230V1AF	12K	1/4 x 3/8	DUCT12HP230V1AD	12K	1/4 x 3/8	0.04
LIVV18HP230V1AH	18K	1/4 x 1/2	SAP18HP230V1AH	18K	1/4 x 5/8	FLR18HP230V1AF	18K	1/4 x 1/2	DUCT18HP230V1AD	18K	1/4 x 1/2	0.04
LIVV24HP230V1AH	24K	1/4 x 5/8	SAP24HP230V1AH	24K	1/4 x 5/8	FLR24HP230V1AF	24K	3/8 x 5/8	DUCT24HP230V1AD	24K	3/8 x 5/8	0.04
VIREO+						MINI CONSOLE			SLIM DUCT HIGH STATIC			
VIR09HP230V1BH	9K	1/4 x 3/8	<sup>1</sup> NO LIVO SERIES UNITS ARE COMPATIBLE WITH SUPER+ MULTI OR SUPER+ MULTI U OD UNITS			CONSO9HP230V1AF	9K	1/4 x 3/8	DUCT09HP230V1BD	9K	1/4 x 3/8	0.6
VIR12HP230V1BH	12K	1/4 x 1/2				CONSI2HP230V1AF	12K	1/4 x 3/8	DUCT12HP230V1BD	12K	1/4 x 1/2	0.6
VIR18HP230V1BH	18K	1/4 x 5/8				CONSI8HP230V1AF	18K	1/4 x 1/2	DUCT18HP230V1BD	18K	3/8 x 5/8	0.8
VIR24HP230V1BH	24K	1/4 x 5/8						DUCT24HP230V1BD	24K	3/8 x 5/8	0.8	

REQUIRED BRANCH BOX (BU) AND BRANCH Y CONNECTOR FOR SUPER+ MULTI'S ONLY		MAX # BU PER SYSTEM	
Model No.	BU Ports	Super+ Multi & MultiU 48	Super+ Multi 56
RFX12A (FXA2A-D)	2	3	3
RFX13A (FXA3A-D)	3	2	3
<b>Copper Branch Y Connectors (Order Separately)</b>			
LN01300110	1 required for 2 BU's, 2 req'd for 3 BU's		
(Gas & Liquid Connector Included)			

Indoor Model No.	Nominal Capacity (Btu)	Line Set (Port) Size	CASSETTE	GRILLE	DECORATIVE CASSETTE GRILLES REQUIRED TO OPERATE
CASI2HP230V1AC	12K	1/4 x 3/8		CASGRILLEISM	12K & 18K
CASI8HP230V1AC	18K	1/4 x 1/2			
CAS24HP230V1AC	24K	3/8 x 5/8		CASGRILLE1LG	24K

## GLOSSARY

AWG: Main Power Wire Size  
MCA: Min Circuit Amps  
MOCP: Max Over Current Protection (Amps)  
E.S.P.: External Static Pressure

## NOTES

### SINGLE & MULTI-ZONE PRODUCTS

- Voltage for all Outdoor & Indoor Systems: 208/230-1-60
- System must be on a single dedicated circuit
- Main power is supplied to the outdoor unit
- Follow all local building codes and NEC regulations
- Interconnecting Cable recommendation: 14/4 AWG stranded copper conductors, THHN 600V unshielded wire
- Use shielded cable if installation is in close proximity to RF and EMI transmitting devices

## MATCHING COMBINATION & CAPACITY CHART

MODEL NUMBER	ONE UNIT	TWO UNITS	THREE UNITS	FOUR UNITS	FIVE UNITS
MULTI18HP230V1CO MULTI18HP230V1DO <sup>1</sup>	9	9+9			
	12	9+12			
MULTI24HP230V1CO MULTI24HP230V1DO <sup>1</sup>	ABOVE SIZES PLUS:	ABOVE SIZES PLUS:			
	18	9+18	9+9+9		
		12+18	9+9+12		
		18+18	9+9+18		
			9+12+12		
			12+12+12		
MULTI30HP230V1CO	ABOVE SIZES PLUS:	ABOVE SIZES PLUS:	ABOVE SIZES PLUS:		
	24	9+24	9+9+24	9+9+9+9	
		12+24	9+12+18	9+9+9+12	
		18+24	12+12+18	9+9+9+18	
MULTI36HP230V1CO MULTI36HP230V1DO <sup>1</sup>	ABOVE SIZES:	ABOVE SIZES PLUS:	ABOVE SIZES PLUS:	ABOVE SIZES PLUS:	
		9+24	9+9+24	9+9+9+9	
		12+24	9+12+24	9+9+12+18	9+9+9+12
		18+24	9+18+18	9+9+12+24	9+9+9+18
		24+24	9+18+24	9+9+18+18	9+9+9+12+12
			12+12+24	9+12+12+12	
			12+18+18	9+12+12+18	MULTI36 cannot be installed with 5 Units (4 Units is maximum)
			12+18+24	12+12+12+12	
MULTI42HP230V1CO MULTI42HP230V1DO <sup>1</sup>	ABOVE SIZES:	ABOVE SIZES PLUS:	ABOVE SIZES PLUS:	ABOVE SIZES PLUS:	
		9+24+24	9+9+18+24	9+9+9+24	
		12+24+24	9+12+12+24	9+9+9+12+18	
		18+18+24	9+12+18+18	9+9+9+12+24	
			9+12+18+24	9+9+12+12+18	
			12+12+18+18	9+12+12+12+12	







<sup>1</sup> MULTI U series cannot be installed with just 1 Indoor Unit.



MODEL NUMBER	TWO UNITS	THREE UNITS	FOUR UNITS	FIVE UNITS	SIX UNITS	SEVEN UNITS	EIGHT UNITS	NINE UNITS
MULTI48HP230V1AO MULTI48HP230V1BO Note: These systems are not compatible with any LIVO Series Product * Cannot be installed on the MULTI48	9+18	9+9+9	9+9+9+9	9+9+9+9+9	9+9+9+9+9+9	9+9+9+9+9+9+9	9+9+9+9+9+9+9+9	9+9+9+9+9+9+9+9
	9+24	9+9+12	9+9+9+12	9+9+9+9+12	9+9+9+9+9+12	9+9+9+9+9+9+12*	MULTI48 cannot be installed with 8 units (7 units is maximum)	
	12+12	9+9+18	9+9+9+18	9+9+9+9+18	9+9+9+9+9+18	9+9+9+9+9+9+18*		
	12+18	9+9+24	9+9+9+24	9+9+9+9+24	9+9+9+9+9+24	9+9+9+9+9+9+24*		
	12+24	9+12+12	9+12+12+12	9+9+9+12+12	9+9+9+9+12+12	9+9+9+9+9+12+12*		
	18+18	9+12+18	9+9+12+18	9+9+9+12+18	9+9+9+9+12+18			
	18+24	9+12+24	9+9+12+24	9+9+9+12+24	9+9+9+9+12+24			
	24+24	9+18+18	9+9+18+18	9+9+9+18+18	9+9+9+9+18+18			
		9+18+24	9+9+18+24	9+9+9+18+24	9+9+9+9+18+24			
		12+12+12	9+12+12+12	9+9+12+12+12	9+9+9+12+12+12*			
		12+12+18	9+12+12+18	9+9+12+12+18	9+9+9+12+12+18*			
		12+12+24	9+12+12+24	9+9+12+12+24	9+9+9+12+12+24*			
		12+18+18	9+12+18+18	9+9+12+18+18	9+9+9+12+18+18*			
		12+18+24	9+12+18+24	9+9+12+18+24	9+9+9+12+18+24*			
		18+18+18	9+18+18+18	9+12+12+12+24*	12+12+12+12+12*			
		18+18+24	12+12+12+12	12+12+12+12+12*	12+12+12+12+12*			
		18+24+24*	12+12+12+18	12+12+12+12+12*	12+12+12+12+12*			
		24+24+24*	12+12+12+24	12+12+12+12+24*	12+12+12+12+18*			
			12+12+18+24*	12+12+12+18+18*				
			12+12+24+24*	12+18+18+18*				
		12+18+18+24*						
MULTI56HP230V1AO Note: These systems are not compatible with any LIVO Series Product	ABOVE SIZES:	ABOVE SIZES:	ABOVE SIZES PLUS:	ABOVE SIZES PLUS:	ABOVE SIZES PLUS:	ABOVE SIZES PLUS:	ABOVE SIZES PLUS:	ABOVE SIZES PLUS:
	EXCEPT 9+18	EXCEPT 9+9+9	9+9+24+24	9+9+9+24+24	9+9+9+9+18+24	9+9+9+9+9+24	9+9+9+9+9+9+12	9+9+9+9+9+9+9+9
	EXCEPT 12+12		9+18+24+24	9+9+12+24+24	9+9+9+12+12+18	9+9+9+9+9+12+18	9+9+9+9+9+9+12+18	
			9+24+24+24	9+9+18+18+18	9+9+9+12+12+24	9+9+9+9+9+12+24	9+9+9+9+9+9+12+12	
			12+18+24+24	9+9+18+18+24	9+9+9+12+18+24	9+9+9+9+9+18+18	9+9+9+9+9+9+12+12	
			18+18+18+18	9+12+12+18+24	9+9+12+12+12+24	9+9+9+9+12+12+12		
			18+18+18+24	9+12+12+24+24	9+9+12+12+18+18	9+9+9+9+12+12+18		
			12+12+12+18+24	9+12+12+12+12+12	9+12+12+12+12+12	9+9+9+12+12+12+12		
			12+12+18+18+18	9+12+12+12+12+18	9+12+12+12+12+18	9+9+9+12+12+12+18		
			9+12+12+12+12+24	9+12+12+12+12+24	9+12+12+12+12+24	9+9+12+12+12+12+24		



# QUICK REFERENCE GUIDE

# SINGLE-ZONE

SINGLE-ZONE SYSTEMS														
	Indoor Model No.	Outdoor Model No.	Nominal Capacity (Btu)	SEER / EER	HSPF / COP	Cooling Range (°F)	Heating Range (°F)	MCA / MOCP		Line Set (Port) Size	Max Line Length	Max Lift/ Drop OD to ID units	WIFI	
<b>LIVO+ &amp; LIVO GEN3</b>														
	115-1-60	LIVS09HP115V1BH	LIVS09HP115V1BO	9K	16 / 10.05	9 / 3.3	0 - 115	-4 - 75	17 / 25	No	1/4 x 3/8	49'	33'	Add-On
		LIVS12HP115V1BH	LIVS12HP115V1BO	12K	16 / 10.05	9 / 3.05	0 - 115	-4 - 75	20 / 30	No	1/4 x 3/8	66'	33'	Add-On
	208/ 230-1-60	LIVV09HP230V1AH	LIVV09HP230V1AO	9K	17 / 10.25	9 / 3.6	0 - 115	-4 - 75	10 / 15	No	1/4 x 3/8	49'	33'	Add-On
		LIVV12HP230V1AH	LIVV12HP230V1AO	12K	17 / 9.25	9 / 3.25	0 - 115	-4 - 75	9 / 15	No	1/4 x 3/8	66'	33'	Add-On
		LIVV18HP230V1AH	LIVV18HP230V1AO	18K	16 / 8.25	9 / 3	0 - 115	-4 - 75	15 / 20	No	1/4 x 1/2	82'	33'	Add-On
		LIVV24HP230V1AH	LIVV24HP230V1AO	24K	19 / 11.25	10 / 3.4	0 - 115	-4 - 75	19 / 30	No	1/4 x 5/8	82'	33'	Add-On
		LIVV30HP230V1AH	LIVV30HP230V1AO	30K	18 / 10.55	9 / 3.3	-4 - 115	-13 - 75	24 / 35	No	1/4 x 5/8	82'	33'	Add-On
		LIVV36HP230V1AH	LIVV36HP230V1AO	36K	18 / 9.21	9 / 2.8	-4 - 115	-13 - 75	24 / 35	No	1/4 x 5/8	82'	33'	Add-On
<b>VIREO+</b>														
	115 -1-60	VIR09HP115V1BH	VIR09HP115V1BO	9K	23 / 12.9	10.5 / 3.12	0 - 115	-4 - 75	12 / 20	Yes	25'	1/4 x 3/8	33'	Add-On
		VIR12HP115V1BH	VIR12HP115V1BO	12K	22 / 12.5	10.2 / 3.61	0 - 115	-4 - 75	17 / 25	Yes	25'	1/4 x 1/2	33'	Add-On
	208/ 230-1-60	VIR09HP230V1BH	VIR09HP230V1BO	9K	23 / 14.3	10.5 / 3.12	0 - 115	-4 - 75	9 / 15	Yes	25'	1/4 x 3/8	33'	Add-On
		VIR12HP230V1BH	VIR12HP230V1BO	12K	22 / 12.5	10.1 / 3.46	0 - 115	-4 - 75	9 / 15	Yes	25'	1/4 x 1/2	33'	Add-On
		VIR18HP230V1BH	VIR18HP230V1BO	18K	20 / 12.5	10 / 3.35	0 - 115	-4 - 75	16 / 25	Yes	25'	1/4 x 5/8	33'	Add-On
		VIR24HP230V1BH	VIR24HP230V1BO	24K	20 / 12.5	10 / 3.7	0 - 115	-4 - 75	20 / 30	Yes	25'	1/4 x 5/8	33'	Add-On
		VIR30HP230V1BH	VIR30HP230V1BO	30K	18 / 10.35	9 / 2.97	0 - 115	-4 - 75	20 / 30	Yes	25'	1/4 x 5/8	33'	Add-On
		VIR36HP230V1CH	VIR36HP230V1CO	36K	18 / 8.2	9 / 2.67	0 - 109	-4 - 75	24 / 40	Yes	25'	1/4 x 5/8	33'	Add-On
<b>SAPPHIRE</b>														
	208/ 230-1-60	SAP09HP230V1AH	SAP09HP230V1AO	9K	38 / 16.67	15 / 4.47	0 - 129	-22 - 75	9 / 15	Yes	1/4 x 1/2	49'	33'	Built-In
		SAP12HP230V1AH	SAP12HP230V1AO	12K	30.5 / 15.3	14 / 3.8	0 - 129	-22 - 75	9 / 15	Yes	1/4 x 1/2	98'	49'	Built-In
		SAP18HP230V1AH	SAP18HP230V1AO	18K	24.5 / 13.54	12 / 3.52	0 - 129	-22 - 75	22 / 30	Yes	1/4 x 5/8	131'	66'	Built-In
		SAP24HP230V1AH	SAP24HP230V1AO	24K	21.5 / 13	12 / 3.5	0 - 129	-22 - 75	22 / 35	Yes	1/4 x 5/8	164'	98'	Built-In

ULTRA PRODUCT FOR EXTREME CONDITIONS & HIGH EFFICIENCY														
<b>VIREO+ ULTRA</b>														
	208/ 230-1-60	VIRU30HP230V1AH	VIRU30HP230V1AO	30K	23 / 11.2	10.5 / 3.11	0 - 115	-31 - 75	30 / 50	No	1/4 x 5/8	165'	100'	Add-On
		VIRU36HP230V1AH	VIRU36HP230V1AO	36K	23 / 10.25	10.5 / 3.17	0 - 115	-31 - 75	32 / 50	No	1/4 x 5/8	165'	100'	Add-On
<b>SAPPHIRE</b>														
	208/ 230-1-60	SAP09HP230V1AH	SAP09HP230V1AO	9K	38 / 16.67	15 / 4.47	0 - 129	-22 - 75	9 / 15	Yes	1/4 x 1/2	49'	33'	Built-In
		SAP12HP230V1AH	SAP12HP230V1AO	12K	30.5 / 15.3	14 / 3.8	0 - 129	-22 - 75	9 / 15	Yes	1/4 x 1/2	98'	49'	Built-In
		SAP18HP230V1AH	SAP18HP230V1AO	18K	24.5 / 13.54	12 / 3.52	0 - 129	-22 - 75	22 / 30	Yes	1/4 x 5/8	131'	66'	Built-In
		SAP24HP230V1AH	SAP24HP230V1AO	24K	21.5 / 13	12 / 3.5	0 - 129	-22 - 75	22 / 35	Yes	1/4 x 5/8	164'	98'	Built-In

LIGHT COMMERCIAL APPLICATIONS - THE U-MATCH SERIES						
	Nominal Capacity (Btu)	Line Set (Port) Size	Max Elevation	Max Line Length	MCA / MOCP	Min AWG
<b>OUTDOOR MODEL U-MATCH</b>						
UMAT18HP230V1AO	18K	1/4 x 1/2	49'	164'	15.9 / 25	Size Per Local Code
UMAT24HP230V1AO	24K	3/8 x 5/8	49'	164'	23.4 / 40	
UMAT30HP230V1AO	30K	3/8 x 5/8	49'	164'	23.4 / 40	
UMAT36HP230V1AO	36K	3/8 x 5/8	49'	164'	27.7 / 45	
UMAT42HP230V1AO	42K	3/8 x 5/8	49'	164'	29.7 / 50	
UMAT48HP230V1AO	48K	3/8 x 5/8	49'	230'	36.5 / 60	
<b>INDOOR MODELS</b>						
Universal Floor Ceiling	Nominal Capacity (Btu)	SEER / EER	Line Set (Port) Size		MCA / MOCP	
UMAT18HP230V1AF	18K	17 / 11	1/4 x 1/2		1 / 15	Dedicated Power Supply Size Per Local Code
UMAT24HP230V1AF	24K	16 / 10.65	3/8 x 5/8		1 / 15	
UMAT30HP230V1AF	30K	17 / 10.44	3/8 x 5/8		2 / 15	
UMAT36HP230V1AF	36K	16 / 10.35	3/8 x 5/8		2 / 15	
UMAT42HP230V1AF	42K	16 / 9.75	3/8 x 5/8		2 / 15	
UMAT48HP230V1AF	48K	16 / 8.73	3/8 x 5/8		3 / 15	
Slim-Duct, Medium Static	Nominal Capacity (Btu)	SEER / EER	Line Set (Port) Size		MCA / MOCP	E.S.P
UMAT18HP230V1AD	18K	16 / 11	1/4 x 1/2		1 / 15	0.12
UMAT24HP230V1AD	24K	16 / 10.65	3/8 x 5/8		2 / 15	0.3
UMAT30HP230V1AD	30K	16 / 8.55	3/8 x 5/8		2 / 15	0.3
UMAT36HP230V1AD	36K	16 / 10.35	3/8 x 5/8		3 / 15	0.4
UMAT42HP230V1AD	42K	16 / 9.5	3/8 x 5/8		3 / 15	0.4
UMAT48HP230V1AD	48K	16 / 9.3	3/8 x 5/8		5 / 15	0.5
Ceiling Cassette	Nominal Capacity (Btu)	SEER / EER	Line Set (Port) Size	Cassette Grilles Required for Operation	Measurements	
UMAT18HP230V1AC	18K	16 / 10.05	1/4 x 1/2	UMAT18GRILLE	26 7/16 x 26 7/16 x 2	
UMAT24HP230V1AC	24K	18 / 10.65	3/8 x 5/8	UMAT24GRILLE	37 1/2 x 37 1/2 x 27 1/6	
UMAT30HP230V1AC	30K	20 / 10.4	3/8 x 5/8	UMAT30GRILLE	37 1/2 x 37 1/2 x 27 1/6	
UMAT36HP230V1AC	36K	20 / 10.4	3/8 x 5/8	UMAT36GRILLE	37 1/2 x 37 1/2 x 2 7/16	
UMAT42HP230V1AC	42K	16 / 8.95	3/8 x 5/8	UMAT42GRILLE	37 1/2 x 37 1/2 x 2 7/16	
UMAT48HP230V1AC	48K	16 / 8.7	3/8 x 5/8	UMAT48GRILLE	41 x 41 x 2 5/8	



HIGH STATIC SLIM DUCT U-MATCH+ SYSTEM (16 SEER)						
	Nominal Capacity (Btu)	Line Set (Port) Size	Max Elevation	Max Line Length	MCA / MOCP	Min AWG
<b>OUTDOOR MODEL U-MATCH+</b>						
UMAT18HP230V1BO	18K	1/4 x 1/2	49'	164'	15.3 / 25	Size Per Local Code
UMAT24HP230V1BO	24K	3/8 x 5/8	49'	164'	23.4 / 35	
UMAT30HP230V1BO	30K	3/8 x 5/8	49'	164'	23.4 / 35	
UMAT36HP230V1BO	36K	3/8 x 5/8	49'	230'	29.5 / 50	
UMAT42HP230V1BO	42K	3/8 x 5/8	49'	230'	31.5 / 50	
UMAT48HP230V1BO	48K	3/8 x 5/8	49'	230'	32.5 / 50	
<b>INDOOR MODEL</b>						
Slim-Duct, High Static	Nominal Capacity (Btu)	SEER / EER	Line Set (Port) Size	MCA / MOCP	E.S.P	
UMAT18HP230V1BD	18K	16 / 11.03	1/4 x 1/2	2 / 15	0.4	Dedicated Power Supply Size Per Local Code
UMAT24HP230V1BD	24K	16 / 10.35	3/8 x 5/8	2 / 15	0.8	
UMAT30HP230V1BD	30K	16 / 8.29	3/8 x 5/8	2 / 15	0.8	
UMAT36HP230V1BD	36K	16 / 9.44	3/8 x 5/8	5 / 15	0.8	
UMAT42HP230V1BD	42K	16 / 10.25	3/8 x 5/8	5 / 15	0.8	
UMAT48HP230V1BD	48K	16 / 9.6	3/8 x 5/8	5 / 15	0.8	

## NOTES

### U-MATCH & U-MATCH+

- Voltage on all U-Match ID and OD Units: 208/230-1-60
- Dedicated Indoor Unit Power Wire (AWG): Size to local code (Minimum 14 AWG 208/230-1-60)
- Wired Controller included (XK60) min. wire (AWG): 18/2 THNN 300V Stranded. Limit wire length to 26 ft. or less
- Max elevation on all U-Match systems is 49'

with outdoor unit, additional field supplied adapters may be required

### REMOTES & WIFI

- Wireless Remote Controller included with all models
- Wired Controller optional on Livo+, Vireo+, Sapphire
- Wired Controller included with Slim Duct, Floor/Ceiling, Cassette
- WiFi enabled in SAPPHIRE, optional for VIREO+ and LIVO+, not available for Slim Duct, Floor/Ceiling, Cassette

### SYSTEM EFFICIENCY RATINGS

- Check AHRI Documents for SEER/EER/HSPF Ratings

### LINE SETS

- Minimum length to indoor unit: 10'
- For 8 Zone operation, use (2) 3 Port BU's and (1) 2 Port BU
- Line Sets are sized to indoor unit port sizes
- See submittals for line set adapters included

### INSTALL

- Wind baffle not required for outdoor units
- Decorative grille required only for cassettes operation

**INSTALL SUPPORT**

greetraining.com  
greecomfort.com/resources



SCAN FOR INSTALLATION TIPS