



SUBMITTAL DATA

CONS12HP230V1AF for Use with Multi GEN2 and Multi+
Ultra 12000 BTU/H Mini Floor Console Unit

Job Name

Location

Date

Purchaser

Engineer

Submitted to

For

Unit Designation

Schedule No.



YAP1FB2F



CONS12HP230V1AF

GENERAL FEATURES

- Quiet Operation and Multi-Speed Fan
- Swing Louver
- Multi-Directional Air Flow
- Wireless Remote with LCD Display Included
- Low Ambient Cooling Based on Outdoor Unit Performance
- Low Ambient Heating Based on Outdoor Unit Performance
- Coil (Indoor and Outdoor) Copper Tube / Aluminum Fin
- Blue Colored Fin - 500 Hrs Salt Spray Tested

SPECIFICATIONS, FEATURES & FUNCTION SUMMARY

SPECIFICATIONS CONS12HP230V1AF

System Type HEAT PUMP

SYSTEM PERFORMANCE

Cooling	Nominal	Btu/h	12000
	Capacity @95°F	Btu/h	
Heating	Nominal	Btu/h	13000
	Capacity @5°F	Btu/h	
	Capacity @17°F	Btu/h	
	Capacity @47°F	W	

SEER2

EER2

HSPF2

COP @5°F

COP @47°F

Cooling Temperature Range

°F

Heating Temperature Range

°F

Refrigerant Type

R410A

INDOOR UNIT

CONS12HP230V1AF

Air flow (Min-Max)

CFM

206 - 441

Sound Pressure Level (Min - Max)

dB(A)

27 - 43

Dehumidification

pt/hr

3.0

External Dimensions (W x H x D)

in

27-9/16 x 23-5/8 x 8-1/2

Package Dimension (W x H x D)

in

31 x 27-3/8 x 11-1/8

Net Weight

lbs

33.0

Gross Weight

lbs

39.7

REFRIGERANT PIPING

Line Set Size by Indoor Unit (Liquid - Gas)

in

1/4 - 3/8

ELECTRICAL

Power Supply

208-230V / 1Ph / 60Hz (Powered by the Outdoor Unit)

FEATURES & FUNCTIONS SUMMARY

CONS12HP230V1AF

SYSTEM FEATURES

Wired Controller Interface	Yes
WiFi Included	No
Indoor Fan Type	Centrifugal
Multi Fan Speeds	4 Speeds
Indoor Unit Display	Yes
Auxiliary Electrical Heater	No
Ventilation (Outdoor Air)	No

REMOTE CONTROLLER FUNCTIONS

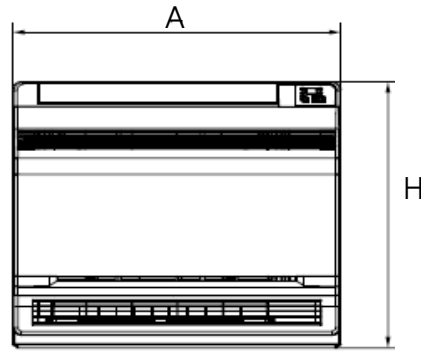
Auto Mode	Yes
Auto Fan	Yes
Auto Swing (Horizontal Auto Swing)	No
Auto Swing (Vertical Auto Swing)	Yes
Clock	Yes
Dry Mode	Yes
Dry Anti-Mildew (X-Fan) Mode	Yes
Energy Saving Mode	Yes
Dirty Filter Alert	No
Fan Speed Control (4 Speeds)	Yes
I Feel Function	Yes
Privacy Lock	Yes
Quiet Mode	Yes
Room Temperature Display	No
Sleep Mode (Normal Sleep)	Yes
4 Sleep Mode Options	No
Timer Mode	Yes
Turbo Mode	Yes
Display On/Off Control	Yes
Freeze Guard Mode	Yes
Power Failure Mode	Yes

DIMENSIONS & CLEARANCES

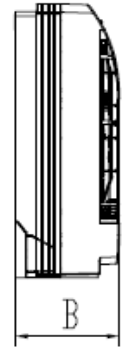
INDOOR UNIT

Unit: inch

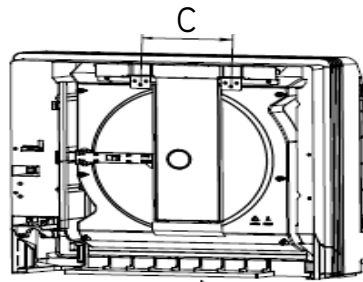
CONS12HP230V1AF	
DIMENSIONS	
A	27-9/16
B	8-1/2
C	7-7/8
H	23-5/8



Front



Side




Back

INDOOR UNIT

Minimum clearance

DIMENSIONS	
A	60
B	24
C	6
D	24



Specifications are subject to change without notice. Manufacturer reserves the right to discontinue or modify specifications or designs without notice or without incurring obligations. All Rights reserved.

GREECOMFORT.COM/SYSTEM-DOCUMENTATION